

DATOS P.A.U.

Convocatorias de Junio y Septiembre
2008



UNIVERSIDAD DE LAS PALMAS DE GRAN CANARIA
Vicerrectorado de Estudiantes y Extensión
Universitaria

Dirección de Acceso

Servicio de Informática y Comunicaciones
Área de Documentación

DATOS GENERALES

P.A.U.

Volumen I

**Convocatorias de Junio y Septiembre
2008**



UNIVERSIDAD DE LAS PALMAS DE GRAN CANARIA
Vicerrectorado de Estudiantes y Extensión
Universitaria

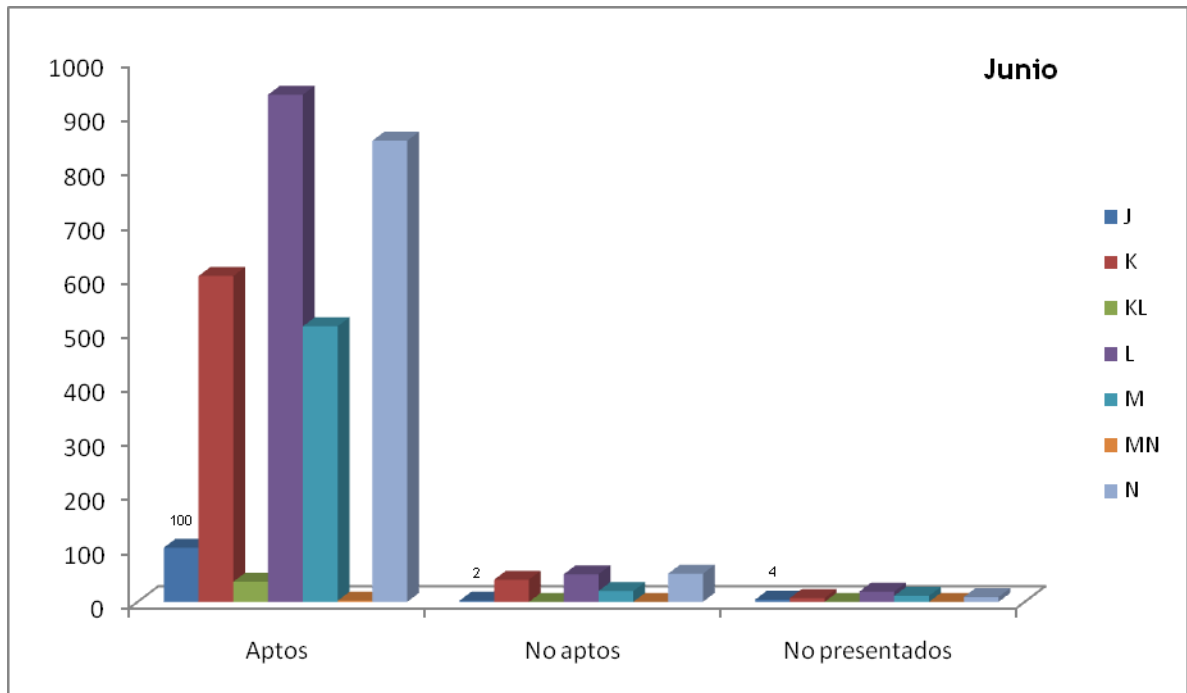
Dirección de Acceso

Servicio de Informática y Comunicaciones
Área de Documentación

PRUEBAS DE ACCESO JUNIO 2008 RESULTADOS GENERALES

Convocatoria: Junio

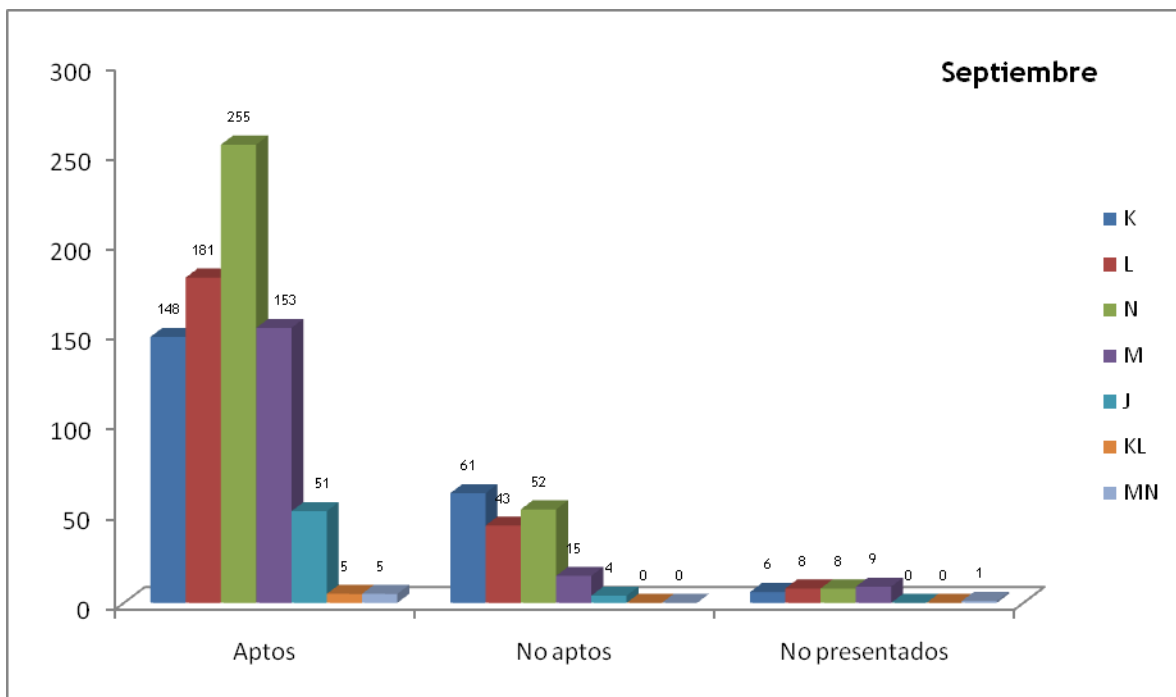
| | Vía | Aptos | No aptos | No presentados | Inscritos |
|---|-----|-------------|------------|----------------|-------------|
| Artes | J | 100 | 2 | 4 | 106 |
| Científico-Técnica | K | 602 | 41 | 7 | 650 |
| Científico-Técnica/Ciencias de la Salud | KL | 37 | 0 | 0 | 37 |
| Ciencias de la Salud | L | 937 | 51 | 19 | 1007 |
| Humanidades | M | 509 | 20 | 11 | 540 |
| Ciencias Sociales/Humanidades | MN | 2 | 0 | 0 | 2 |
| Ciencias Sociales | N | 852 | 52 | 9 | 913 |
| Total | | 3039 | 166 | 50 | 3255 |



PRUEBAS DE ACCESO SEPTIEMBRE 2008 RESULTADOS GENERALES

Convocatoria: Septiembre

| | Vía | Aptos | No aptos | No presentados | Inscritos |
|---|-----|------------|------------|----------------|-------------|
| Científico-Técnica | K | 148 | 61 | 6 | 215 |
| Ciencias de la Salud | L | 181 | 43 | 8 | 232 |
| Ciencias Sociales | N | 255 | 52 | 8 | 315 |
| Humanidades | M | 153 | 15 | 9 | 177 |
| Artes | J | 51 | 4 | 0 | 55 |
| Científico-Técnica/Ciencias de la Salud | KL | 5 | 0 | 0 | 5 |
| Ciencias Sociales/Humanidades | MN | 5 | 0 | 1 | 6 |
| Total | | 798 | 175 | 32 | 1005 |



DATOS GENERALES SOBRE APTOS / NO APTOS / NO PRESENTADOS / MATRICULADOS EN LOGSE, CONVOCATORIAS DE JUNIO Y SEPTIEMBRE DE 2008

| | Aptos | No aptos | No presentados | Matriculados |
|-------------|--------------|------------|----------------|--------------|
| Junio | 3.078 | 166 | 50 | 3.294 |
| Septiembre | 808 | 175 | 29 | 1.012 |
| Suma | 3.886 | 341 | 79 | 4.306 |

DATOS GENERALES SOBRE APTOS / NO APTOS / NO PRESENTADOS / MATRICULADOS EN LOGSE, CONVOCATORIAS DE JUNIO Y SEPTIEMBRE DE 2008 POR SEXOS

| | Junio | | | | Septiembre | | | | Totales |
|-------------|-------------|------------|----------------|--------------|------------|------------|----------------|--------------|-------------|
| | Aptos | No Aptos | No presentados | matriculados | Aptos | No Aptos | No presentados | matriculados | |
| M | 1905 | 107 | 33 | 2045 | 454 | 102 | 14 | 570 | 2615 |
| V | 1173 | 59 | 17 | 1249 | 354 | 73 | 15 | 442 | 1691 |
| Suma | 3078 | 166 | 50 | 3294 | 808 | 175 | 29 | 1012 | 4306 |

PORCENTAJES GENERALES SOBRE APTOS / NO APTOS / NO PRESENTADOS / MATRICULADOS EN LOGSE CONVOCATORIAS DE JUNIO Y SEPTIEMBRE DE 2008

| | Junio | Septiembre |
|-----------------------------------|--------|------------|
| NO PRESENTADOS SOBRE MATRICULADOS | 1,52% | 2,87% |
| PRESENTADOS SOBRE MATRICULADOS | 98,48% | 97,13% |
| NO APTOS SOBRE PRESENTADOS | 5,12% | 17,80% |
| APTOS SOBRE PRESENTADOS | 94,88% | 82,20% |

DATOS GENERALES SOBRE APTOS / NO APTOS / NO PRESENTADOS / MATRICULADOS EN LOGSE, CONVOCATORIAS DE JUNIO Y SEPTIEMBRE DE 2008 POR SEDES

| | Junio | | | | Septiembre | | | | Totales |
|---------------|-------------|------------|----------------|--------------|------------|------------|----------------|--------------|-------------|
| | Aptos | No Aptos | No presentados | Matriculados | Aptos | No Aptos | No presentados | Matriculados | |
| Fuerteventura | 230 | 33 | 2 | 265 | 76 | 14 | 3 | 93 | 358 |
| Lanzarote | 302 | 31 | 6 | 339 | 64 | 28 | 2 | 94 | 433 |
| Las Palmas | 1535 | 66 | 30 | 1631 | 418 | 72 | 14 | 504 | 2135 |
| Norte | 302 | 8 | 3 | 313 | 62 | 22 | 1 | 85 | 398 |
| Sur | 445 | 12 | 3 | 460 | 109 | 18 | 5 | 132 | 592 |
| Telde | 264 | 16 | 6 | 286 | 79 | 21 | 4 | 104 | 390 |
| Suma | 3078 | 166 | 50 | 3294 | 808 | 175 | 29 | 1012 | 4306 |

DATOS GENERALES SOBRE PRESENTADOS: NOTA MEDIA DE LA PRUEBA Y DE ACCESO LOGSE. CONVOCATORIAS DE JUNIO Y SEPTIEMBRE DE 2008 POR OPCIONES

| Nota media de los presentados | | | | | | | |
|-------------------------------|------------|-------------------|-------------------|------------|-------------------|-------------------|---------|
| | Junio | | | Septiembre | | | Totales |
| | Nº Alumnos | Nota Media Prueba | Nota media acceso | Nº Alumnos | Nota Media Prueba | Nota media acceso | |
| J | 102 | 6,25 | 6,66 | 55 | 5,22 | 5,38 | 157 |
| K | 680 | 6,21 | 6,61 | 214 | 4,49 | 4,08 | 894 |
| L | 1025 | 6,41 | 6,91 | 229 | 4,87 | 4,75 | 1254 |
| M | 531 | 6,2 | 6,56 | 173 | 5,28 | 5,37 | 704 |
| N | 906 | 5,97 | 6,42 | 312 | 4,97 | 4,86 | 1218 |

DATOS POR CENTROS P.A.U.

Convocatorias de Junio y Septiembre
2008



UNIVERSIDAD DE LAS PALMAS DE GRAN CANARIA
Vicerrectorado de Estudiantes y Extensión
Universitaria

Dirección de Acceso

Servicio de Informática y Comunicaciones
Área de Documentación

CENTROS : APTOS / NO APTOS / NO PRESENTADOS / MATRICULADOS JUNIO Y SEPTIEMBRE 2008 L.O.G.S.E.

| | Junio | | | | Septiembre | | | | TOTAL |
|---|-------|----------|----------------|--------------|------------|----------|----------------|--------------|-------|
| | Aptos | No aptos | No presentados | Matriculados | Aptos | No aptos | No presentados | Matriculados | |
| ALUMNOS EXTRANJEROS | 4 | 3 | 3 | 10 | 0 | 0 | 2 | 2 | 12 |
| CAEPA ECCA | 6 | 3 | 2 | 11 | 7 | 4 | 1 | 12 | 23 |
| CEAD PROFESOR FÉLIX PÉREZ PARRILLA | 19 | 1 | 1 | 21 | 22 | 8 | 0 | 30 | 51 |
| CENTRO DE ENSEÑANZA NORTEAMERICANO | 10 | 0 | 0 | 10 | 1 | 0 | 0 | 1 | 11 |
| CENTRO PRIVADO ANITA CONRAD | 3 | 0 | 0 | 3 | 0 | 0 | 0 | 0 | 3 |
| CENTRO PRIVADO SANTA TERESA DE JESÚS | 50 | 0 | 0 | 50 | 14 | 1 | 0 | 15 | 65 |
| COLEGIO ALMA'S MASPALOMAS | 34 | 0 | 0 | 34 | 3 | 0 | 0 | 3 | 37 |
| COLEGIO ARENAS INTERNACIONAL | 20 | 0 | 0 | 20 | 4 | 0 | 0 | 4 | 24 |
| COLEGIO ARENAS SUR | 15 | 0 | 0 | 15 | 2 | 0 | 0 | 2 | 17 |
| COLEGIO ARENAS-ATLÁNTICO | 16 | 1 | 0 | 17 | 1 | 0 | 0 | 1 | 18 |
| COLEGIO GAROÉ | 24 | 1 | 0 | 25 | 8 | 1 | 0 | 9 | 34 |
| COLEGIO GUAYDIL | 36 | 0 | 0 | 36 | 3 | 0 | 0 | 3 | 39 |
| COLEGIO HEIDELBERG | 69 | 0 | 0 | 69 | 4 | 0 | 0 | 4 | 73 |
| COLEGIO HISPANO INGLÉS | 6 | 0 | 0 | 6 | 0 | 0 | 0 | 0 | 6 |
| COLEGIO JAIME BALMES | 10 | 2 | 0 | 12 | 6 | 1 | 0 | 7 | 19 |
| COLEGIO NTRA. SRA. DEL PILAR | 38 | 1 | 0 | 39 | 4 | 2 | 0 | 6 | 45 |
| COLEGIO SAGRADO CORAZÓN | 13 | 0 | 0 | 13 | 1 | 0 | 0 | 1 | 14 |
| COLEGIO SALESIANO SAGRADO CORAZÓN | 60 | 1 | 0 | 61 | 12 | 1 | 0 | 13 | 74 |
| COLEGIO SAN ANTONIO M ^o CLARET | 100 | 0 | 0 | 100 | 20 | 2 | 0 | 22 | 122 |
| COLEGIO SAN IGNACIO DE LOYOLA | 46 | 0 | 0 | 46 | 8 | 2 | 0 | 10 | 56 |
| COLEGIO SANTA CATALINA | 20 | 1 | 0 | 21 | 11 | 1 | 0 | 12 | 33 |
| COLEGIO SANTA ISABEL DE HUNGRÍA | 45 | 2 | 0 | 47 | 18 | 1 | 0 | 19 | 66 |
| E.A.A. Y O.A. PANCHO LASSO | 12 | 0 | 1 | 13 | 8 | 0 | 0 | 8 | 21 |
| ESCUELA DE ARTE GRAN CANARIA | 84 | 1 | 1 | 86 | 40 | 2 | 0 | 42 | 128 |
| I.B.A.D. (Vecindario) | 6 | 0 | 0 | 6 | 5 | 3 | 1 | 9 | 15 |
| I.E.S. JOSÉ FRUGONI PÉREZ | 22 | 4 | 0 | 26 | 8 | 2 | 0 | 10 | 36 |
| I.E.S. AGAETE | 13 | 1 | 0 | 14 | 4 | 1 | 0 | 5 | 19 |
| I.E.S. AGUSTÍN ESPINOSA | 42 | 11 | 1 | 54 | 7 | 6 | 0 | 13 | 67 |
| I.E.S. ALONSO QUESADA | 55 | 4 | 1 | 60 | 12 | 2 | 0 | 14 | 74 |
| I.E.S. AMURGA | 29 | 2 | 0 | 31 | 7 | 2 | 1 | 10 | 41 |
| I.E.S. ARGUINEGUÍN | 18 | 0 | 0 | 18 | 3 | 2 | 0 | 5 | 23 |
| I.E.S. ARRECIFE | 12 | 1 | 0 | 13 | 2 | 3 | 0 | 5 | 18 |
| I.E.S. ARUCAS-DOMINGO RIVERO | 44 | 0 | 1 | 45 | 9 | 3 | 0 | 12 | 57 |
| I.E.S. BAÑADEROS | 19 | 0 | 0 | 19 | 2 | 4 | 0 | 6 | 25 |
| I.E.S. BLAS CABRERA FELIPE (LANZAROTE) | 47 | 4 | 0 | 51 | 9 | 2 | 1 | 12 | 63 |
| I.E.S. CAIRASCO DE FIGUEROA | 21 | 0 | 0 | 21 | 4 | 0 | 0 | 4 | 25 |
| I.E.S. CARRIZAL | 31 | 1 | 0 | 32 | 7 | 1 | 0 | 8 | 40 |
| I.E.S. CASAS NUEVAS | 31 | 1 | 0 | 32 | 9 | 1 | 1 | 11 | 43 |
| I.E.S. CÉSAR MANRIQUE | 45 | 4 | 0 | 49 | 6 | 1 | 0 | 7 | 56 |

| | | | | | | | | | |
|---------------------------------------|----|---|---|----|----|---|---|----|-----|
| I.E.S. CORRALEJO | 28 | 0 | 0 | 28 | 3 | 0 | 0 | 3 | 31 |
| I.E.S. CRUCE DE ARINAGA | 17 | 1 | 0 | 18 | 5 | 0 | 0 | 5 | 23 |
| I.E.S. CRUZ DE PIEDRA | 12 | 0 | 0 | 12 | 6 | 2 | 0 | 8 | 20 |
| I.E.S. DOMINGO RIVERO | 1 | 0 | 0 | 1 | 0 | 0 | 0 | 0 | 1 |
| I.E.S. DORAMAS | 5 | 1 | 0 | 6 | 0 | 2 | 0 | 2 | 8 |
| I.E.S. EL CALERO | 29 | 1 | 0 | 30 | 8 | 1 | 0 | 9 | 39 |
| I.E.S. EL DOCTORAL | 13 | 0 | 0 | 13 | 10 | 0 | 0 | 10 | 23 |
| I.E.S. EL RINCÓN | 14 | 3 | 0 | 17 | 1 | 1 | 0 | 2 | 19 |
| I.E.S. FARO DE MASPALOMAS | 28 | 2 | 1 | 31 | 10 | 1 | 0 | 11 | 42 |
| I.E.S. FELO MONZÓN GRAU BASSAS | 26 | 0 | 0 | 26 | 5 | 1 | 0 | 6 | 32 |
| I.E.S. FERIA DEL ATLÁNTICO | 5 | 1 | 0 | 6 | 2 | 1 | 0 | 3 | 9 |
| I.E.S. FERNANDO SAGASETA | 4 | 0 | 1 | 5 | 2 | 0 | 0 | 2 | 7 |
| I.E.S. GRAN CANARIA | 14 | 0 | 0 | 14 | 5 | 0 | 0 | 5 | 19 |
| I.E.S. GRAN TARAJAL | 31 | 0 | 0 | 31 | 9 | 2 | 0 | 11 | 42 |
| I.E.S. GUANARTEME | 65 | 0 | 0 | 65 | 9 | 0 | 0 | 9 | 74 |
| I.E.S. GUÍA | 51 | 0 | 0 | 51 | 6 | 0 | 0 | 6 | 57 |
| I.E.S. HARÍA | 12 | 0 | 0 | 12 | 0 | 0 | 0 | 0 | 12 |
| I.E.S. INGENIO | 44 | 0 | 0 | 44 | 9 | 0 | 0 | 9 | 53 |
| I.E.S. ISABEL DE ESPAÑA | 67 | 0 | 0 | 67 | 25 | 4 | 0 | 29 | 96 |
| I.E.S. JANDÍA | 24 | 3 | 0 | 27 | 9 | 2 | 1 | 12 | 39 |
| I.E.S. JINAMAR II | 15 | 4 | 0 | 19 | 1 | 1 | 0 | 2 | 21 |
| I.E.S. JOAQUÍN ARTILES | 51 | 0 | 1 | 52 | 18 | 5 | 0 | 23 | 75 |
| I.E.S. JOSÉ ARENCIBIA GIL | 48 | 0 | 0 | 48 | 25 | 6 | 1 | 32 | 80 |
| I.E.S. JOSÉ SARAMAGO | 18 | 1 | 0 | 19 | 0 | 0 | 0 | 0 | 19 |
| I.E.S. JOSÉ ZERPA | 34 | 0 | 0 | 34 | 2 | 0 | 0 | 2 | 36 |
| I.E.S. LA ISLETA | 20 | 2 | 0 | 22 | 8 | 1 | 0 | 9 | 31 |
| I.E.S. LA MINILLA | 33 | 0 | 0 | 33 | 14 | 1 | 0 | 15 | 48 |
| I.E.S. LA OLIVA | 9 | 4 | 0 | 13 | 4 | 1 | 0 | 5 | 18 |
| I.E.S. LAS SALINAS | 4 | 1 | 0 | 5 | 1 | 1 | 0 | 2 | 7 |
| I.E.S. LILA | 3 | 1 | 0 | 4 | 1 | 1 | 0 | 2 | 6 |
| I.E.S. LOMO APOLINARIO | 10 | 6 | 0 | 16 | 3 | 2 | 0 | 5 | 21 |
| I.E.S. LOMO DE LA HERRADURA | 11 | 0 | 0 | 11 | 1 | 1 | 0 | 2 | 13 |
| I.E.S. LOS TARAHALES | 12 | 0 | 0 | 12 | 5 | 0 | 0 | 5 | 17 |
| I.E.S. MESA Y LÓPEZ | 24 | 1 | 0 | 25 | 6 | 0 | 0 | 6 | 31 |
| I.E.S. NUEVA ISLETA TONY GALLARDO | 19 | 6 | 1 | 26 | 1 | 4 | 0 | 5 | 31 |
| I.E.S. PABLO MONTESINO | 9 | 0 | 0 | 9 | 2 | 0 | 0 | 2 | 11 |
| I.E.S. PÉREZ GALDÓS | 52 | 4 | 1 | 57 | 14 | 2 | 2 | 18 | 75 |
| I.E.S. POLITÉCNICO | 96 | 0 | 0 | 96 | 14 | 1 | 0 | 15 | 111 |
| I.E.S. PRIMERO DE MAYO | 11 | 0 | 0 | 11 | 3 | 0 | 0 | 3 | 14 |
| I.E.S. PROFESOR ANTONIO CABRERA PÉREZ | 17 | 1 | 0 | 18 | 2 | 1 | 0 | 3 | 21 |
| I.E.S. PROFESOR JUAN PULIDO CASTRO | 58 | 0 | 1 | 59 | 14 | 1 | 0 | 15 | 74 |
| I.E.S. PUERTO DEL ROSARIO | 35 | 4 | 0 | 39 | 19 | 1 | 0 | 20 | 59 |
| I.E.S. ROQUE AMAGRO | 28 | 0 | 0 | 28 | 8 | 0 | 0 | 8 | 36 |
| I.E.S. SAN BARTOLOMÉ | 18 | 0 | 0 | 18 | 1 | 0 | 0 | 1 | 19 |
| I.E.S. SAN CRISTÓBAL | 6 | 0 | 0 | 6 | 1 | 2 | 0 | 3 | 9 |

| | | | | | | | | | |
|---------------------------------|-------------|------------|-----------|-------------|------------|------------|-----------|-------------|-------------|
| I.E.S. SAN DIEGO DE ALCALÁ | 46 | 4 | 0 | 50 | 17 | 4 | 0 | 21 | 71 |
| I.E.S. SAN NICOLÁS DE TOLentino | 28 | 1 | 0 | 29 | 4 | 4 | 0 | 8 | 37 |
| I.E.S. SANTA BRÍGIDA | 25 | 0 | 0 | 25 | 9 | 0 | 0 | 9 | 34 |
| I.E.S. SANTA LUCÍA | 26 | 0 | 0 | 26 | 2 | 0 | 0 | 2 | 28 |
| I.E.S. SANTA MARÍA DE GUÍA | 16 | 1 | 1 | 18 | 3 | 0 | 0 | 3 | 21 |
| I.E.S. SANTA TERESA DE JESÚS | 31 | 0 | 0 | 31 | 9 | 2 | 0 | 11 | 42 |
| I.E.S. SANTIAGO SANTANA DÍAZ | 32 | 0 | 0 | 32 | 13 | 0 | 0 | 13 | 45 |
| I.E.S. SANTO TOMÁS DE AQUINO | 32 | 9 | 0 | 41 | 9 | 2 | 1 | 12 | 53 |
| I.E.S. SAULO TORÓN | 45 | 3 | 1 | 49 | 6 | 6 | 0 | 12 | 61 |
| I.E.S. SCHAMANN | 18 | 0 | 1 | 19 | 5 | 0 | 0 | 5 | 24 |
| I.E.S. SIETE PALMAS | 15 | 0 | 0 | 15 | 9 | 0 | 0 | 9 | 24 |
| I.E.S. TAFIRA | 26 | 0 | 0 | 26 | 3 | 0 | 0 | 3 | 29 |
| I.E.S. TÁMARA | 23 | 0 | 0 | 23 | 8 | 0 | 0 | 8 | 31 |
| I.E.S. TAMARACEITE | 22 | 4 | 0 | 26 | 2 | 2 | 0 | 4 | 30 |
| I.E.S. TEGUISE | 20 | 0 | 0 | 20 | 4 | 1 | 0 | 5 | 25 |
| I.E.S. TEROR | 31 | 0 | 0 | 31 | 10 | 2 | 2 | 14 | 45 |
| I.E.S. TIAS | 21 | 0 | 0 | 21 | 4 | 1 | 0 | 5 | 26 |
| I.E.S. TINAJO | 12 | 1 | 0 | 13 | 1 | 2 | 0 | 3 | 16 |
| I.E.S. TOMÁS MORALES | 49 | 1 | 0 | 50 | 11 | 0 | 0 | 11 | 61 |
| I.E.S. VALSEQUILLO | 22 | 2 | 0 | 24 | 4 | 3 | 0 | 7 | 31 |
| I.E.S. VECINDARIO | 46 | 3 | 0 | 49 | 6 | 2 | 0 | 8 | 57 |
| I.E.S. VEGA DE SAN JOSÉ | 9 | 1 | 0 | 10 | 2 | 1 | 0 | 3 | 13 |
| I.E.S. VEGA DE SAN MATEO | 28 | 1 | 0 | 29 | 12 | 2 | 0 | 14 | 43 |
| I.E.S. VIGÁN | 19 | 0 | 0 | 19 | 4 | 0 | 0 | 4 | 23 |
| I.E.S. VILLA DE FIRGAS | 13 | 0 | 0 | 13 | 4 | 1 | 0 | 5 | 18 |
| I.E.S. YAIZA | 19 | 1 | 0 | 20 | 5 | 3 | 0 | 8 | 28 |
| I.E.S. ZONZAMAS | 15 | 0 | 0 | 15 | 3 | 0 | 0 | 3 | 18 |
| TRIBUNAL FUERTEVENTURA | 6 | 9 | 2 | 17 | 2 | 2 | 1 | 5 | 22 |
| TRIBUNAL LANZAROTE | 3 | 8 | 4 | 15 | 9 | 8 | 1 | 18 | 33 |
| TRIBUNAL LAS PALMAS | 50 | 14 | 19 | 83 | 31 | 13 | 7 | 51 | 134 |
| TRIBUNAL NORTE | 4 | 1 | 0 | 5 | 3 | 1 | 1 | 5 | 10 |
| TRIBUNAL SUR | 16 | 3 | 1 | 20 | 7 | 2 | 3 | 12 | 32 |
| TRIBUNAL TELDE | 4 | 2 | 4 | 10 | 4 | 3 | 2 | 9 | 19 |
| Suma | 3078 | 166 | 50 | 3294 | 808 | 175 | 29 | 1012 | 4306 |

MATERIAS / CORRECTORES : PRESENTADOS. ALUMNOS POR MATERIAS CONVOCATORIAS DE JUNIO / SEPTIEMBRE 2008 L.O.G.S.E.

| | Junio | | | | Septiembre | | | |
|--|----------------|-------|----------|--------------|----------------|-------|----------|--------------|
| | No Presentados | aptos | no aptos | Matriculados | No Presentados | aptos | no aptos | Matriculados |
| Biología | 21 | 789 | 245 | 1055 | 7 | 107 | 125 | 239 |
| Ciencias De La Tierra Y El Medio Ambiente | 9 | 319 | 77 | 405 | 5 | 72 | 38 | 115 |
| Dibujo Artístico 2 | 4 | 102 | 0 | 106 | 0 | 55 | 0 | 55 |
| Dibujo Técnico | 4 | 221 | 121 | 346 | 3 | 29 | 94 | 126 |
| Economía Y Organización De Empresas | 9 | 668 | 199 | 876 | 7 | 175 | 126 | 308 |
| Electrotecnia | 2 | 20 | 10 | 32 | 0 | 8 | 8 | 16 |
| Filosofía | 20 | 1428 | 307 | 1755 | 15 | 336 | 228 | 579 |
| Física | 7 | 512 | 235 | 754 | 6 | 59 | 173 | 238 |
| Fundamentos De Diseño | 1 | 45 | 0 | 46 | 0 | 23 | 0 | 23 |
| Geografía | 15 | 846 | 166 | 1027 | 12 | 262 | 98 | 372 |
| Griego 2 | 3 | 175 | 44 | 222 | 2 | 48 | 14 | 64 |
| Historia | 31 | 1245 | 224 | 1500 | 13 | 288 | 121 | 422 |
| Historia de la Música | 0 | 59 | 12 | 71 | 1 | 10 | 12 | 23 |
| Historia Del Arte | 17 | 572 | 172 | 761 | 9 | 147 | 113 | 269 |
| Imagen | 2 | 30 | 0 | 32 | 0 | 11 | 0 | 11 |
| Latín 2 | 11 | 444 | 115 | 570 | 8 | 108 | 69 | 185 |
| Lengua Castellana Y Literatura | 50 | 2749 | 456 | 3255 | 28 | 729 | 244 | 1001 |
| Lengua Extranjera: Alemán | 0 | 45 | 0 | 45 | 0 | 3 | 0 | 3 |
| Lengua Extranjera: Francés | 0 | 39 | 0 | 39 | 0 | 15 | 8 | 23 |
| Lengua Extranjera: Inglés | 51 | 2224 | 896 | 3171 | 28 | 509 | 438 | 975 |
| Matemáticas Aplicadas A Las Cc. Sociales 2 | 9 | 512 | 425 | 946 | 8 | 70 | 246 | 324 |
| Matemáticas 2 | 19 | 614 | 608 | 1241 | 9 | 75 | 244 | 328 |
| Mecánica | 0 | 51 | 9 | 60 | 0 | 9 | 4 | 13 |
| Química | 21 | 773 | 350 | 1144 | 7 | 91 | 166 | 264 |
| Técnicas De Expresión Gráfico-Plástica | 1 | 25 | 0 | 26 | 0 | 19 | 0 | 19 |
| Tecnología Industrial 2 | 0 | 62 | 22 | 84 | 2 | 6 | 13 | 21 |

MATERIAS / CORRECTORES : PRESENTADOS. MEDIAS POR MATERIAS CONVOCATORIAS DE JUNIO / SEPTIEMBRE 2008 L.O.G.S.E.

| | Junio | Septiembre |
|--|-------|------------|
| Biología | 6,293 | 4,673 |
| Ciencias De La Tierra Y El Medio Ambiente | 6,46 | 5,236 |
| Dibujo Artístico 2 | 7,309 | 6,745 |
| Dibujo Técnico | 6,275 | 3,789 |
| Economía Y Organización De Empresas | 6,229 | 5,219 |
| Electrotecnia | 5,283 | 3,713 |
| Filosofía | 6,567 | 5,086 |
| Física | 6,077 | 3,26 |
| Fundamentos De Diseño | 7,6 | 7,348 |
| Geografía | 6,3 | 5,405 |
| Griego 2 | 6,121 | 5,61 |
| Historia | 6,33 | 5,373 |
| Historia de la Música | 7,014 | 4,4 |
| Historia Del Arte | 6,278 | 5,117 |
| Imagen | 8,3 | 5,909 |
| Latín 2 | 6,59 | 5,479 |
| Lengua Castellana Y Literatura | 6,732 | 5,721 |
| Lengua Extranjera: Alemán | 8,182 | 7,267 |
| Lengua Extranjera: Francés | 7,346 | 6,391 |
| Lengua Extranjera: Inglés | 5,996 | 5,09 |
| Matemáticas Aplicadas A Las Cc. Sociales 2 | 5,022 | 3,344 |
| Matemáticas 2 | 4,87 | 3,214 |
| Mecánica | 6,617 | 5,523 |
| Química | 5,991 | 3,957 |
| Técnicas De Expresión Gráfico-Plástica | 8,54 | 7,474 |
| Tecnología Industrial 2 | 5,932 | 4,084 |

DATOS POR MATERIAS P.A.U.

Convocatorias de Junio y Septiembre
2008



UNIVERSIDAD DE LAS PALMAS DE GRAN CANARIA
Vicerrectorado de Estudiantes y Extensión
Universitaria

Dirección de Acceso

Servicio de Informática y Comunicaciones
Área de Documentación

BIOLOGÍA: CONVOCATORIAS JUNIO Y SEPTIEMBRE 2008

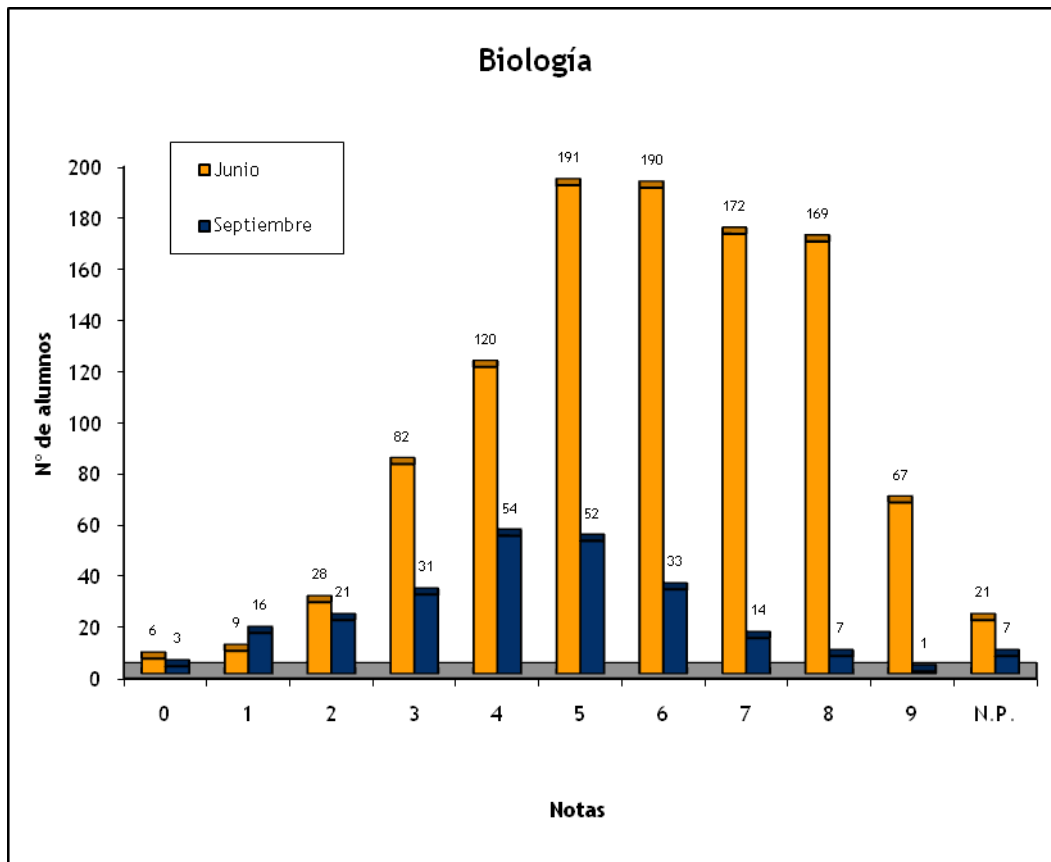
| | Nº de Alumnos | | Nota media P.A.U. | |
|---|---------------|------------|-------------------|------------|
| | Junio | Septiembre | Junio | Septiembre |
| ALUMNOS EXTRANJEROS | 5 | 1 | 3,2 | 0 |
| CAEPA ECCA | 4 | 3 | 3,85 | 2,9 |
| CEAD PROFESOR FÉLIX PÉREZ PARRILLA | 6 | 7 | 5,525 | 3,264 |
| CENTRO DE ENSEÑANZA NORTEAMERICANO | 3 | 0 | 7,1 | 0 |
| CENTRO PRIVADO SANTA TERESA DE JESÚS | 17 | 2 | 7,482 | 7 |
| COLEGIO ALMA'S MASPALOMAS | 14 | 2 | 6,043 | 3,85 |
| COLEGIO ARENAS INTERNACIONAL | 2 | 1 | 7,05 | 5,3 |
| COLEGIO ARENAS SUR | 3 | 0 | 8,333 | 0 |
| COLEGIO ARENAS-ATLÁNTICO | 4 | 0 | 7,3 | 0 |
| COLEGIO GAROÉ | 8 | 3 | 6,363 | 4,667 |
| COLEGIO GUAYDIL | 22 | 2 | 7,536 | 4,8 |
| COLEGIO HEIDELBERG | 31 | 0 | 7,39 | 0 |
| COLEGIO HISPANO INGLÉS | 2 | 0 | 7,55 | 0 |
| COLEGIO JAIME BALMES | 7 | 0 | 6,157 | 0 |
| COLEGIO NTRA. SRA. DEL PILAR | 15 | 1 | 6,073 | 1,9 |
| COLEGIO SAGRADO CORAZÓN | 4 | 0 | 5,85 | 0 |
| COLEGIO SALESIANO SAGRADO CORAZÓN | 23 | 1 | 6,765 | 2,3 |
| COLEGIO SAN ANTONIO M ^o CLARET | 28 | 6 | 6,243 | 4,467 |
| COLEGIO SAN IGNACIO DE LOYOLA | 15 | 1 | 6,773 | 5,2 |
| COLEGIO SANTA CATALINA | 4 | 1 | 5,1 | 5,6 |
| COLEGIO SANTA ISABEL DE HUNGRÍA | 14 | 2 | 5,45 | 4,95 |
| I.B.A.D. (Vecindario) | 2 | 2 | 1,45 | 3,25 |
| I.E.S. JOSÉ FRUGONI PÉREZ | 2 | 4 | 5,25 | 5,5 |
| I.E.S. AGAETE | 1 | 0 | 4,7 | 0 |
| I.E.S. AGUSTÍN ESPINOSA | 20 | 3 | 5,8 | 4,633 |
| I.E.S. ALONSO QUESADA | 14 | 2 | 6,771 | 4,15 |
| I.E.S. AMURGA | 13 | 4 | 6,362 | 4,075 |
| I.E.S. ARGUINEGUÍN | 3 | 0 | 6,3 | 0 |
| I.E.S. ARRECIFE | 4 | 2 | 6,575 | 4,3 |
| I.E.S. ARUCAS-DOMINGO RIVERO | 11 | 0 | 6,073 | 0 |
| I.E.S. BAÑADEROS | 7 | 1 | 5,586 | 4,1 |
| I.E.S. BLAS CABRERA FELIPE (LANZAROTE) | 18 | 4 | 5,972 | 4,325 |
| I.E.S. CAIRASCO DE FIGUEROA | 4 | 1 | 5,75 | 5,3 |
| I.E.S. CARRIZAL | 10 | 2 | 5,94 | 6,1 |
| I.E.S. CASAS NUEVAS | 7 | 0 | 6,129 | 0 |
| I.E.S. CÉSAR MANRIQUE | 26 | 6 | 5,631 | 3,8 |
| I.E.S. CORRALEJO | 6 | 2 | 5,55 | 3,05 |
| I.E.S. CRUCE DE ARINAGA | 8 | 0 | 7,4 | 0 |
| I.E.S. CRUZ DE PIEDRA | 4 | 1 | 6,425 | 5,8 |
| I.E.S. DORAMAS | 3 | 0 | 7,433 | 0 |

| | | | | |
|---------------------------------------|----|---|-------|-------|
| I.E.S. EL CALERO | 13 | 1 | 5,392 | 3 |
| I.E.S. EL DOCTORAL | 6 | 4 | 5,95 | 5,5 |
| I.E.S. EL RINCÓN | 5 | 0 | 5,58 | 0 |
| I.E.S. FELO MONZÓN GRAU BASSAS | 7 | 1 | 6,929 | 5,1 |
| I.E.S. FERIA DEL ATLÁNTICO | 1 | 0 | 4,1 | 0 |
| I.E.S. FERNANDO SAGASETA | 2 | 0 | 7,05 | 0 |
| I.E.S. GRAN CANARIA | 6 | 3 | 6,55 | 5,633 |
| I.E.S. GRAN TARAJAL | 7 | 4 | 6,957 | 5,875 |
| I.E.S. GUANARTEME | 20 | 2 | 6,84 | 4,6 |
| I.E.S. GUÍA | 17 | 3 | 6,494 | 4,1 |
| I.E.S. HARÍA | 4 | 0 | 3,85 | 0 |
| I.E.S. INGENIO | 21 | 1 | 6,243 | 5,3 |
| I.E.S. ISABEL DE ESPAÑA | 19 | 8 | 6,611 | 3,925 |
| I.E.S. JANDÍA | 5 | 4 | 7,24 | 4,7 |
| I.E.S. JINAMAR II | 9 | 1 | 4,456 | 1,7 |
| I.E.S. JOAQUÍN ARTILES | 18 | 6 | 6,671 | 3,583 |
| I.E.S. JOSÉ ARENCIBIA GIL | 11 | 5 | 5,791 | 3,9 |
| I.E.S. JOSÉ SARAMAGO | 5 | 0 | 6,7 | 0 |
| I.E.S. JOSÉ ZERPA | 10 | 1 | 5,31 | 6 |
| I.E.S. LA ISLETA | 10 | 4 | 7,08 | 4,45 |
| I.E.S. LA MINILLA | 7 | 3 | 8,371 | 5,3 |
| I.E.S. LA OLIVA | 4 | 2 | 5,8 | 4,2 |
| I.E.S. LAS SALINAS | 4 | 1 | 6,2 | 5,1 |
| I.E.S. LILA | 0 | 1 | 0 | 3,2 |
| I.E.S. LOMO APOLINARIO | 3 | 2 | 2,2 | 3,55 |
| I.E.S. LOMO DE LA HERRADURA | 2 | 0 | 6,2 | 0 |
| I.E.S. LOS TARAHALES | 5 | 2 | 7,68 | 5,7 |
| I.E.S. MESA Y LÓPEZ | 6 | 2 | 8,35 | 7,75 |
| I.E.S. NUEVA ISLETA TONY GALLARDO | 9 | 0 | 5,038 | 0 |
| I.E.S. PABLO MONTESINO | 3 | 0 | 8 | 0 |
| I.E.S. PÉREZ GALDÓS | 11 | 5 | 5,664 | 4,24 |
| I.E.S. POLITÉCNICO | 21 | 2 | 8,286 | 5,85 |
| I.E.S. PRIMERO DE MAYO | 4 | 0 | 7,3 | 0 |
| I.E.S. PROFESOR ANTONIO CABRERA PÉREZ | 4 | 1 | 7,4 | 4,2 |
| I.E.S. PROFESOR JUAN PULIDO CASTRO | 21 | 2 | 5,31 | 4,8 |
| I.E.S. PUERTO DEL ROSARIO | 14 | 2 | 5,85 | 6,75 |
| I.E.S. ROQUE AMAGRO | 11 | 2 | 6,6 | 4,85 |
| I.E.S. SAN BARTOLOMÉ | 6 | 0 | 7,067 | 0 |
| I.E.S. SAN CRISTÓBAL | 3 | 2 | 6,933 | 4,55 |
| I.E.S. SAN DIEGO DE ALCALÁ | 9 | 9 | 6,111 | 5,167 |
| I.E.S. SAN NICOLÁS DE TOLENTINO | 6 | 1 | 5,333 | 2,6 |
| I.E.S. SANTA BRÍGIDA | 14 | 3 | 6,657 | 4,467 |
| I.E.S. SANTA LUCÍA | 5 | 0 | 8,52 | 0 |
| I.E.S. SANTA MARÍA DE GUÍA | 5 | 0 | 7,55 | 0 |
| I.E.S. SANTA TERESA DE JESÚS | 3 | 4 | 7,3 | 6,1 |

| | | | | |
|------------------------------|-------------|------------|--------------|--------------|
| I.E.S. SANTIAGO SANTANA DÍAZ | 13 | 5 | 6,269 | 5,48 |
| I.E.S. SANTO TOMÁS DE AQUINO | 18 | 4 | 5,178 | 4,633 |
| I.E.S. SAULO TORÓN | 23 | 2 | 5,848 | 3,6 |
| I.E.S. SCHAMANN | 5 | 2 | 6,14 | 5,75 |
| I.E.S. SIETE PALMAS | 4 | 1 | 6,975 | 4,3 |
| I.E.S. TAFIRA | 8 | 1 | 7,438 | 8 |
| I.E.S. TÁMARA | 11 | 2 | 5,018 | 3,15 |
| I.E.S. TAMARACEITE | 11 | 1 | 6,373 | 4,2 |
| I.E.S. TEGUISE | 8 | 3 | 7,775 | 4,567 |
| I.E.S. TEROR | 17 | 0 | 5,994 | 0 |
| I.E.S. TIAS | 2 | 3 | 3,95 | 2,4 |
| I.E.S. TINAJO | 10 | 1 | 6,46 | 4,3 |
| I.E.S. TOMÁS MORALES | 23 | 1 | 6,961 | 4,7 |
| I.E.S. VALSEQUILLO | 4 | 0 | 7,175 | 0 |
| I.E.S. VECINDARIO | 18 | 1 | 5,8 | 6,3 |
| I.E.S. VEGA DE SAN JOSÉ | 3 | 2 | 8,267 | 7,3 |
| I.E.S. VEGA DE SAN MATEO | 9 | 7 | 6,611 | 4,914 |
| I.E.S. VIGÁN | 11 | 1 | 5,991 | 7 |
| I.E.S. VILLA DE FIRGAS | 11 | 0 | 5,755 | 0 |
| I.E.S. YAIZA | 6 | 3 | 6,733 | 4,433 |
| I.E.S. ZONZAMAS | 7 | 0 | 8 | 0 |
| TRIBUNAL FUERTEVENTURA | 6 | 0 | 3,55 | 0 |
| TRIBUNAL LANZAROTE | 9 | 8 | 3,1 | 4,825 |
| TRIBUNAL LAS PALMAS | 37 | 18 | 5,337 | 5,306 |
| TRIBUNAL NORTE | 2 | 3 | 3,9 | 6,25 |
| TRIBUNAL SUR | 6 | 7 | 6,58 | 3,8 |
| TRIBUNAL TELDE | 3 | 2 | 4,6 | 4,9 |
| Suma | 1055 | 239 | 6,293 | 4,673 |

| CORRECTORES | Nº Alumnos | | Nota media P.A.U. | |
|-------------|-------------|------------|-------------------|------------|
| | Junio | Septiembre | Junio | Septiembre |
| 1 | 147 | 33 | 7,085 | 5,512 |
| 2 | 147 | 33 | 6,462 | 4,606 |
| 3 | 147 | 33 | 6,067 | 4,826 |
| 4 | 147 | 32 | 5,656 | 4,041 |
| 5 | 147 | 33 | 6,247 | 4,921 |
| 6 | 147 | 33 | 6,223 | 4,479 |
| 7 | 147 | 33 | 6,338 | 4,591 |
| 20 | 4 | 0 | 6,75 | 0 |
| 30 | 1 | 2 | 0 | 0 |
| N.P. | 21 | 7 | 0 | 0 |
| Suma | 1055 | 239 | | |

| | Total | | % | | Total | | % | |
|----------------------|-------|--------|-------|--------|-------|--|------------|--|
| | | | | | Junio | | Septiembre | |
| | | | | | | | | |
| Nº de exámenes | 1055 | | 239 | | | | | |
| Nota media | 6,293 | | 4,673 | | | | | |
| Nº de aprobados | 789 | 74,79% | 107 | 44,77% | | | | |
| Nº de suspendidos | 245 | 23,22% | 125 | 52,30% | | | | |
| Nº de no presentados | 21 | 1,99% | 7 | 2,93% | | | | |



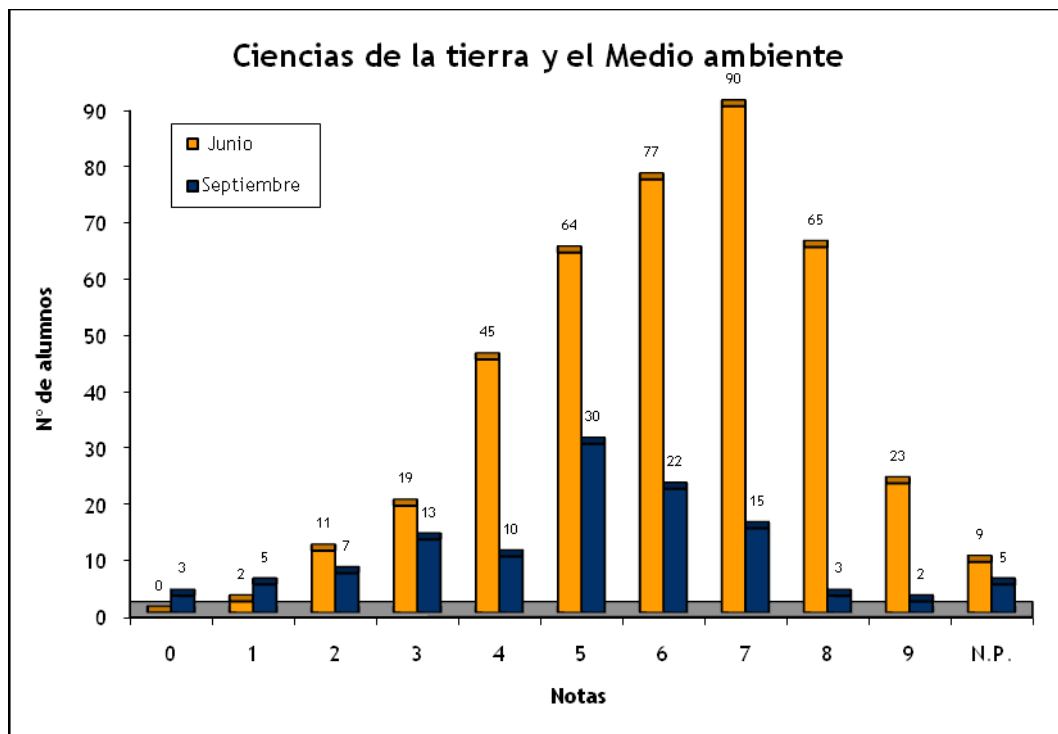
CIENCIAS DE LA TIERRA Y EL MEDIO AMBIENTE: CONVOCATORIAS JUNIO Y SEPTIEMBRE 2008

| | Nº de Alumnos | | Nota media P.A.U. | |
|--|---------------|------------|-------------------|------------|
| | Junio | Septiembre | Junio | Septiembre |
| ALUMNOS EXTRANJEROS | 3 | 1 | 3,467 | 0 |
| CAEPA ECCA | 2 | 2 | 0 | 1,6 |
| CEAD PROFESOR FÉLIX PÉREZ PARRILLA | 3 | 4 | 3,333 | 5,65 |
| COLEGIO HEIDELBERG | 14 | 0 | 7,639 | 0 |
| COLEGIO NTRA. SRA. DEL PILAR | 14 | 2 | 6,079 | 3,2 |
| COLEGIO SAGRADO CORAZÓN | 2 | 0 | 5 | 0 |
| COLEGIO SAN IGNACIO DE LOYOLA | 7 | 0 | 5,971 | 0 |
| COLEGIO SANTA CATALINA | 3 | 1 | 6,967 | 7,3 |
| I.B.A.D. (Vecindario) | 0 | 2 | 0 | 5,35 |
| I.E.S. JOSÉ FRUGONI PÉREZ | 2 | 4 | 6,75 | 7,05 |
| I.E.S. AGAETE | 1 | 0 | 5,7 | 0 |
| I.E.S. AGUSTÍN ESPINOSA | 9 | 2 | 3,938 | 5,4 |
| I.E.S. ALONSO QUESADA | 9 | 1 | 6,944 | 4 |
| I.E.S. AMURGA | 6 | 3 | 6,633 | 5,467 |
| I.E.S. ARGUINEGUÍN | 2 | 0 | 6,9 | 0 |
| I.E.S. ARUCAS-DOMINGO RIVERO | 1 | 0 | 8,9 | 0 |
| I.E.S. BAÑADEROS | 2 | 1 | 6,15 | 2,3 |
| I.E.S. BLAS CABRERA FELIPE (LANZAROTE) | 9 | 2 | 6,744 | 4,15 |
| I.E.S. CARRIZAL | 4 | 1 | 7,75 | 7,2 |
| I.E.S. CASAS NUEVAS | 7 | 1 | 7,457 | 7,3 |
| I.E.S. EL CALERO | 10 | 0 | 6,58 | 0 |
| I.E.S. EL RINCÓN | 4 | 0 | 6,725 | 0 |
| I.E.S. FELO MONZÓN GRAU BASSAS | 7 | 0 | 6,529 | 0 |
| I.E.S. FERIA DEL ATLÁNTICO | 1 | 0 | 3,1 | 0 |
| I.E.S. GRAN TARAJAL | 3 | 1 | 7,9 | 6,7 |
| I.E.S. GUANARTEME | 25 | 1 | 6,556 | 6,5 |
| I.E.S. GUÍA | 10 | 3 | 7,19 | 5,267 |
| I.E.S. INGENIO | 8 | 1 | 7,775 | 7,9 |
| I.E.S. ISABEL DE ESPAÑA | 4 | 2 | 7,7 | 5,15 |
| I.E.S. JANDÍA | 8 | 7 | 7,725 | 5,6 |
| I.E.S. JOAQUÍN ARTILES | 16 | 5 | 6,773 | 5,08 |
| I.E.S. JOSÉ ARENCIBIA GIL | 6 | 7 | 5,65 | 5,386 |
| I.E.S. JOSÉ ZERPA | 5 | 1 | 5,54 | 9,3 |
| I.E.S. LA MINILLA | 4 | 3 | 7,5 | 5,433 |
| I.E.S. LAS SALINAS | 3 | 0 | 7,3 | 0 |
| I.E.S. LOMO DE LA HERRADURA | 2 | 0 | 7,25 | 0 |
| I.E.S. MESA Y LÓPEZ | 6 | 1 | 8,283 | 6,7 |
| I.E.S. NUEVA ISLETA TONY GALLARDO | 9 | 0 | 6,025 | 0 |
| I.E.S. PABLO MONTESINO | 3 | 0 | 6,433 | 0 |
| I.E.S. PÉREZ GALDÓS | 9 | 3 | 5,711 | 5,8 |

| | | | | |
|------------------------------------|------------|------------|-------------|--------------|
| I.E.S. POLITÉCNICO | 12 | 1 | 6,483 | 7,5 |
| I.E.S. PRIMERO DE MAYO | 5 | 0 | 8 | 0 |
| I.E.S. PROFESOR JUAN PULIDO CASTRO | 10 | 2 | 5,778 | 6 |
| I.E.S. ROQUE AMAGRO | 11 | 2 | 5,882 | 5,1 |
| I.E.S. SAN CRISTÓBAL | 3 | 2 | 6,333 | 4,45 |
| I.E.S. SAN DIEGO DE ALCALÁ | 3 | 6 | 6,1 | 5,117 |
| I.E.S. SANTA BRÍGIDA | 7 | 2 | 5,414 | 3,9 |
| I.E.S. SANTA MARÍA DE GUÍA | 2 | 0 | 6,7 | 0 |
| I.E.S. SANTA TERESA DE JESÚS | 4 | 2 | 7,025 | 5,3 |
| I.E.S. SANTIAGO SANTANA DÍAZ | 9 | 4 | 6,556 | 5,35 |
| I.E.S. SANTO TOMÁS DE AQUINO | 7 | 1 | 6,486 | 6,1 |
| I.E.S. SAULO TORÓN | 15 | 3 | 5,62 | 3,1 |
| I.E.S. TAFIRA | 5 | 1 | 6,04 | 7,4 |
| I.E.S. TAMARACEITE | 1 | 1 | 5 | 6,9 |
| I.E.S. TEROR | 9 | 0 | 5,911 | 0 |
| I.E.S. TIAS | 1 | 3 | 7,2 | 2,033 |
| I.E.S. TOMÁS MORALES | 6 | 0 | 6,85 | 0 |
| I.E.S. VECINDARIO | 0 | 1 | 0 | 5,5 |
| I.E.S. VEGA DE SAN MATEO | 5 | 4 | 6,86 | 5,125 |
| I.E.S. VIGÁN | 7 | 1 | 8,1 | 6,7 |
| I.E.S. YAIZA | 6 | 1 | 6,217 | 5,1 |
| I.E.S. ZONZAMAS | 7 | 0 | 6,843 | 0 |
| TRIBUNAL FUERTEVENTURA | 2 | 0 | 5,45 | 0 |
| TRIBUNAL LANZAROTE | 2 | 2 | 3 | 5,7 |
| TRIBUNAL LAS PALMAS | 18 | 9 | 5,682 | 4,229 |
| TRIBUNAL NORTE | 1 | 1 | 6 | 0 |
| TRIBUNAL SUR | 2 | 4 | 6,95 | 6 |
| TRIBUNAL TELDE | 2 | 0 | 5,3 | 0 |
| Suma | 405 | 115 | 6,46 | 5,236 |

| CORRECTORES | Nº Alumnos | | Nota media P.A.U. | |
|-------------|------------|------------|-------------------|------------|
| | Junio | Septiembre | Junio | Septiembre |
| 1 | 130 | 35 | 6,595 | 5,823 |
| 2 | 130 | 40 | 5,872 | 4,848 |
| 3 | 134 | 33 | 6,902 | 5,403 |
| 20 | 2 | 0 | 6,35 | 0 |
| 30 | 0 | 2 | 0 | 0 |
| N.P. | 9 | 5 | 0 | 0 |
| Suma | 405 | 115 | 0 | 0 |

| | Total | | Total | |
|----------------------|-------|--------|------------|--------|
| | % | | % | |
| | Junio | | Septiembre | |
| Nº de exámenes | 405 | | 115 | |
| Nota media | 6,46 | | 5,236 | |
| Nº de aprobados | 319 | 78,77% | 72 | 62,61% |
| Nº de suspendidos | 77 | 19,01% | 38 | 33,04% |
| Nº de no presentados | 9 | 2,22% | 5 | 4,35% |

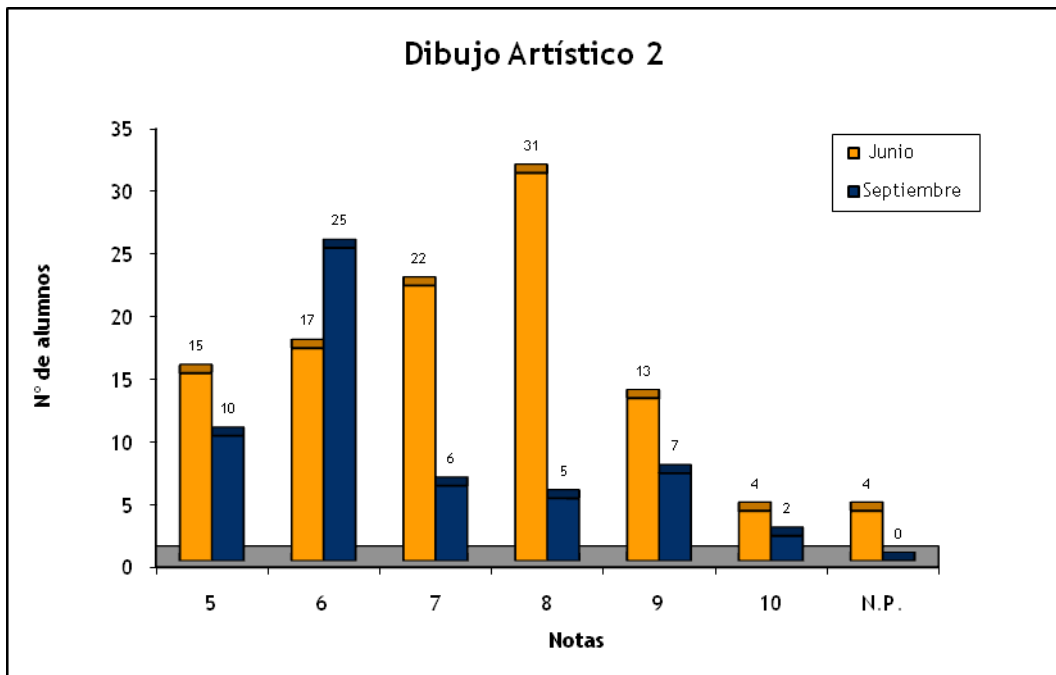


DIBUJO ARTÍSTICO 2: CONVOCATORIAS JUNIO Y SEPTIEMBRE 2008

| | Nº de Alumnos | | Nota media P.A.U. | |
|------------------------------------|---------------|------------|-------------------|--------------|
| | Junio | Septiembre | Junio | Septiembre |
| CEAD PROFESOR FÉLIX PÉREZ PARRILLA | 0 | 1 | 0 | 7 |
| E.A.A. Y O.A. PANCHO LASSO | 13 | 8 | 7,792 | 7,375 |
| ESCUELA DE ARTE GRAN CANARIA | 86 | 42 | 7,224 | 6,631 |
| I.E.S. SAN DIEGO DE ALCALÁ | 3 | 3 | 7,833 | 6,5 |
| TRIBUNAL LAS PALMAS | 4 | 1 | 7,25 | 7 |
| Suma | 106 | 55 | 7,309 | 6,745 |

| CORRECTORES | Nº Alumnos | | Nota media P.A.U. | |
|-------------|------------|------------|-------------------|------------|
| | Junio | Septiembre | Junio | Septiembre |
| 1 | 26 | 5 | 7,327 | 6,8 |
| 2 | 26 | 25 | 7,212 | 6,82 |
| 3 | 25 | 25 | 7,32 | 6,66 |
| 4 | 25 | 0 | 7,38 | 0 |
| N.P. | 4 | 0 | 0 | 0 |
| Suma | 106 | 55 | 0 | 0 |

| | Total | | Total | |
|----------------------|-------|------------|--------|------------|
| | Junio | Septiembre | Junio | Septiembre |
| Nº de exámenes | 106 | 55 | | |
| Nota media | 7,309 | 6,745 | | |
| Nº de aprobados | 102 | 55 | 96,23% | 100,00% |
| Nº de suspendidos | 0 | 0 | 0,00% | 0,00% |
| Nº de no presentados | 1 | 3 | 0,94% | 5,45% |



DIBUJO TÉCNICO: CONVOCATORIAS JUNIO Y SEPTIEMBRE 2008

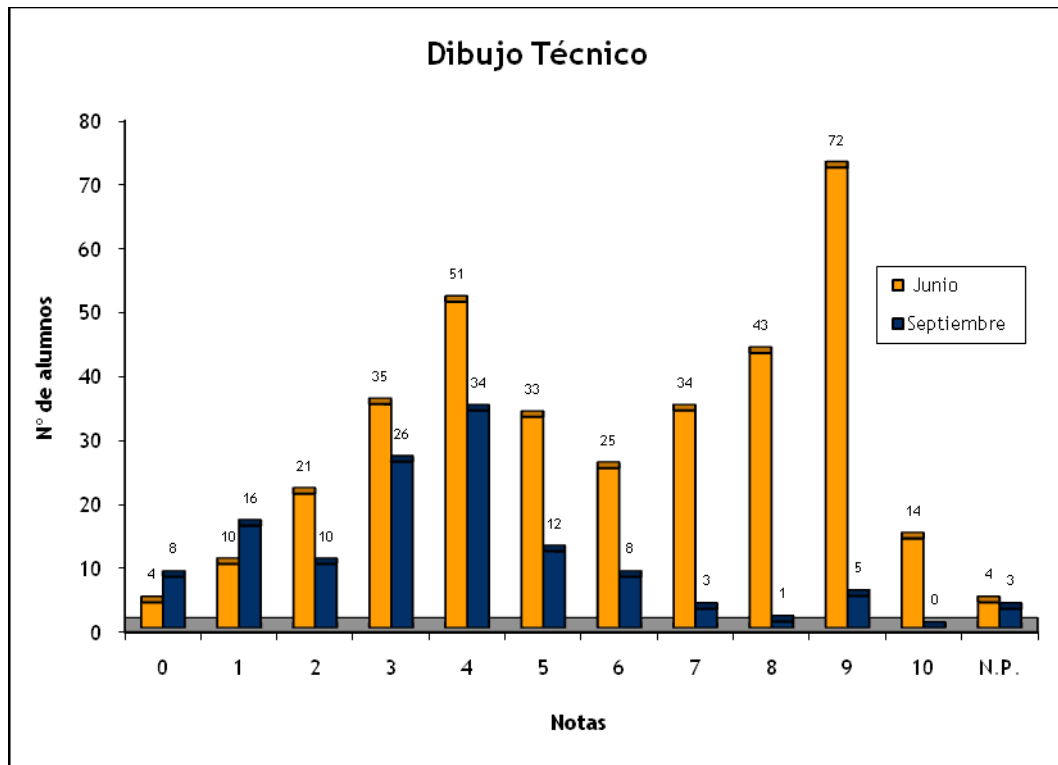
| | Nº de Alumnos | | Nota media P.A.U. | |
|---|---------------|------------|-------------------|------------|
| | Junio | Septiembre | Junio | Septiembre |
| ALUMNOS EXTRANJEROS | 1 | 0 | 3 | 0 |
| CAEPA ECCA | 0 | 1 | 0 | 1,5 |
| CEAD PROFESOR FÉLIX PÉREZ PARRILLA | 2 | 1 | 6 | 7,3 |
| CENTRO DE ENSEÑANZA NORTEAMERICANO | 2 | 1 | 5 | 4 |
| CENTRO PRIVADO ANITA CONRAD | 2 | 0 | 8,25 | 0 |
| CENTRO PRIVADO SANTA TERESA DE JESÚS | 6 | 4 | 8,5 | 3,375 |
| COLEGIO ALMA'S MASPALOMAS | 9 | 1 | 7,733 | 2 |
| COLEGIO ARENAS INTERNACIONAL | 11 | 3 | 7,182 | 3,333 |
| COLEGIO ARENAS SUR | 5 | 1 | 7,08 | 1,7 |
| COLEGIO ARENAS-ATLÁNTICO | 2 | 1 | 6,25 | 3,5 |
| COLEGIO GAROÉ | 3 | 4 | 5,333 | 3,625 |
| COLEGIO HEIDELBERG | 8 | 1 | 7,125 | 4,3 |
| COLEGIO HISPANO INGLÉS | 4 | 0 | 8,725 | 0 |
| COLEGIO JAIME BALMES | 0 | 1 | 0 | 4 |
| COLEGIO NTRA. SRA. DEL PILAR | 6 | 0 | 5,4 | 0 |
| COLEGIO SALESIANO SAGRADO CORAZÓN | 10 | 3 | 7,7 | 4,333 |
| COLEGIO SAN ANTONIO M ^a CLARET | 28 | 9 | 7,275 | 4,444 |
| COLEGIO SAN IGNACIO DE LOYOLA | 1 | 0 | 5 | 0 |
| COLEGIO SANTA CATALINA | 3 | 1 | 5,767 | 3,5 |
| COLEGIO SANTA ISABEL DE HUNGRÍA | 3 | 3 | 7,5 | 3,167 |
| E.A.A. Y O.A. PANCHO LASSO | 1 | 0 | 1,5 | 0 |
| ESCUELA DE ARTE GRAN CANARIA | 1 | 1 | 5,5 | 4,3 |
| I.B.A.D. (Vecindario) | 1 | 0 | 5 | 0 |
| I.E.S. JOSÉ FRUGONI PÉREZ | 0 | 1 | 0 | 2,5 |
| I.E.S. AGAETE | 1 | 0 | 9,5 | 0 |
| I.E.S. AGUSTÍN ESPINOSA | 8 | 3 | 6,688 | 5,833 |
| I.E.S. ALONSO QUESADA | 7 | 5 | 3,857 | 4,4 |
| I.E.S. AMURGA | 2 | 0 | 1,35 | 0 |
| I.E.S. ARUCAS-DOMINGO RIVERO | 2 | 1 | 5,85 | 2,5 |
| I.E.S. BAÑADEROS | 3 | 2 | 2,567 | 2,25 |
| I.E.S. BLAS CABRERA FELIPE (LANZAROTE) | 8 | 1 | 4,625 | 3 |
| I.E.S. CARRIZAL | 2 | 0 | 6,35 | 0 |
| I.E.S. CASAS NUEVAS | 6 | 3 | 5 | 3,2 |
| I.E.S. CÉSAR MANRIQUE | 5 | 0 | 4,9 | 0 |
| I.E.S. CORRALEJO | 4 | 0 | 8,575 | 0 |
| I.E.S. CRUCE DE ARINAGA | 2 | 0 | 4,5 | 0 |
| I.E.S. CRUZ DE PIEDRA | 1 | 1 | 3,5 | 1,5 |
| I.E.S. EL CALERO | 1 | 3 | 1 | 2,267 |
| I.E.S. EL DOCTORAL | 2 | 0 | 6,85 | 0 |
| I.E.S. EL RINCÓN | 0 | 1 | 0 | 5 |

| | | | | |
|------------------------------------|----|---|-------|-------|
| I.E.S. FARO DE MASPALOMAS | 3 | 0 | 8,8 | 0 |
| I.E.S. FELO MONZÓN GRAU BASSAS | 2 | 1 | 8,5 | 2,5 |
| I.E.S. GRAN TARAJAL | 5 | 4 | 8,3 | 4 |
| I.E.S. GUANARTEME | 10 | 3 | 8,7 | 6 |
| I.E.S. GUÍA | 8 | 1 | 6,013 | 6 |
| I.E.S. INGENIO | 5 | 1 | 6,04 | 4 |
| I.E.S. ISABEL DE ESPAÑA | 6 | 3 | 8,333 | 5,833 |
| I.E.S. JANDÍA | 2 | 1 | 3,25 | 9,2 |
| I.E.S. JINAMAR II | 1 | 0 | 2,5 | 0 |
| I.E.S. JOAQUÍN ARTILES | 7 | 2 | 6,7 | 4,5 |
| I.E.S. JOSÉ ARENCIBIA GIL | 6 | 3 | 4,333 | 2,467 |
| I.E.S. LA ISLETA | 2 | 0 | 4,25 | 0 |
| I.E.S. LA MINILLA | 3 | 3 | 10 | 5,433 |
| I.E.S. LILA | 3 | 0 | 3,667 | 0 |
| I.E.S. LOMO APOLINARIO | 1 | 0 | 7,5 | 0 |
| I.E.S. MESA Y LÓPEZ | 6 | 0 | 6,25 | 0 |
| I.E.S. NUEVA ISLETA TONY GALLARDO | 0 | 2 | 0 | 1,25 |
| I.E.S. PABLO MONTESINO | 2 | 0 | 9 | 0 |
| I.E.S. PÉREZ GALDÓS | 3 | 0 | 3,333 | 0 |
| I.E.S. POLITÉCNICO | 23 | 2 | 6,609 | 5,25 |
| I.E.S. PRIMERO DE MAYO | 1 | 1 | 7 | 1 |
| I.E.S. PROFESOR JUAN PULIDO CASTRO | 7 | 1 | 3,943 | 2 |
| I.E.S. PUERTO DEL ROSARIO | 2 | 3 | 5,85 | 7,167 |
| I.E.S. SAN DIEGO DE ALCALÁ | 8 | 0 | 4,175 | 0 |
| I.E.S. SANTA LUCÍA | 1 | 2 | 5 | 4,25 |
| I.E.S. SANTA MARÍA DE GUÍA | 2 | 1 | 5,4 | 0,5 |
| I.E.S. SANTA TERESA DE JESÚS | 2 | 3 | 7,5 | 3,333 |
| I.E.S. SANTIAGO SANTANA DÍAZ | 3 | 1 | 7,6 | 4 |
| I.E.S. SANTO TOMÁS DE AQUINO | 6 | 4 | 4,533 | 2,9 |
| I.E.S. SAULO TORÓN | 11 | 1 | 6,109 | 4,5 |
| I.E.S. SCHAMANN | 1 | 0 | 4,5 | 0 |
| I.E.S. SIETE PALMAS | 1 | 0 | 10 | 0 |
| I.E.S. TAFIRA | 5 | 0 | 8,9 | 0 |
| I.E.S. TÁMARA | 1 | 0 | 7 | 0 |
| I.E.S. TEROR | 1 | 1 | 4,5 | 4 |
| I.E.S. TIAS | 1 | 0 | 6 | 0 |
| I.E.S. TOMÁS MORALES | 6 | 1 | 5,25 | 3,5 |
| I.E.S. VECINDARIO | 3 | 1 | 6,5 | 6 |
| I.E.S. VEGA DE SAN JOSÉ | 0 | 1 | 0 | 4 |
| I.E.S. VEGA DE SAN MATEO | 3 | 0 | 4,833 | 0 |
| I.E.S. VIGÁN | 1 | 0 | 8,7 | 0 |
| I.E.S. VILLA DE FIRGAS | 0 | 1 | 0 | 1,5 |
| I.E.S. YAIZA | 4 | 1 | 4,625 | 3,8 |
| I.E.S. ZONZAMAS | 1 | 0 | 8 | 0 |
| TRIBUNAL FUERTEVENTURA | 6 | 3 | 2,65 | 2,25 |

| | | | | |
|---------------------|------------|------------|--------------|--------------|
| TRIBUNAL LANZAROTE | 3 | 6 | 2,25 | 2,333 |
| TRIBUNAL LAS PALMAS | 2 | 7 | 8,5 | 3 |
| TRIBUNAL SUR | 1 | 2 | 5 | 5 |
| TRIBUNAL TELDE | 2 | 2 | 4,5 | 3,9 |
| Suma | 346 | 126 | 6,275 | 3,789 |

| CORRECTORES | Nº Alumnos | | Nota media P.A.U. | |
|-------------|------------|------------|-------------------|------------|
| | Junio | Septiembre | Junio | Septiembre |
| 1 | 49 | 20 | 7,039 | 3,4 |
| 2 | 49 | 20 | 5,245 | 3,4 |
| 3 | 49 | 20 | 5,682 | 3,69 |
| 4 | 49 | 20 | 6,918 | 4,45 |
| 5 | 49 | 0 | 7,041 | 0 |
| 6 | 48 | 20 | 6,598 | 4,525 |
| 7 | 48 | 20 | 5,525 | 3,475 |
| 30 | 1 | 3 | 0 | 2,433 |
| N.P. | 4 | 3 | 0 | 0 |
| Suma | 346 | 126 | 0 | 0 |

| | Total | | % | |
|----------------------|-------|------------|--------|------------|
| | Junio | Septiembre | Junio | Septiembre |
| Nº de exámenes | 346 | 126 | | |
| Nota media | 6,275 | 3,789 | | |
| Nº de aprobados | 221 | 29 | 63,87% | 23,02% |
| Nº de suspendidos | 121 | 94 | 34,97% | 74,60% |
| Nº de no presentados | 4 | 3 | 1,16% | 2,38% |



ECONOMÍA Y ORGANIZACIÓN DE EMPRESAS: CONVOCATORIAS JUNIO Y SEPTIEMBRE 2008

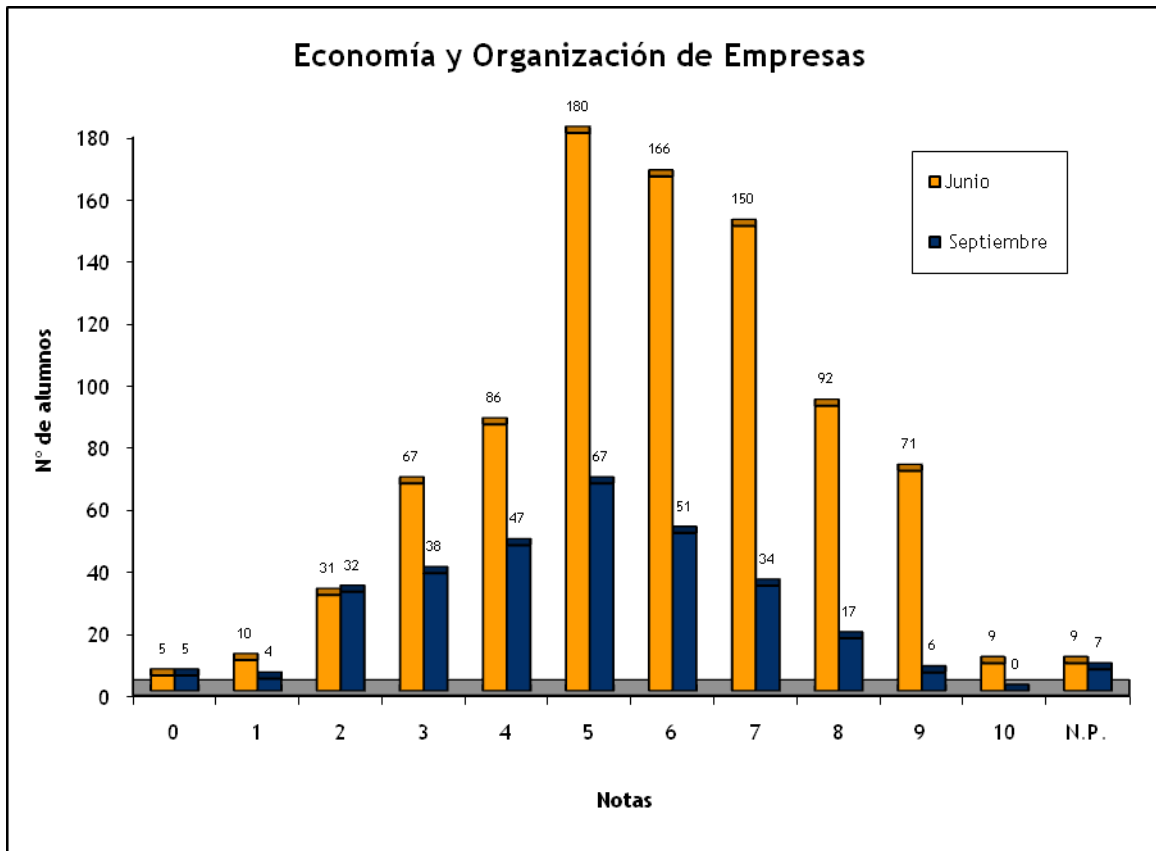
| | Nº de Alumnos | | Nota media P.A.U. | |
|---|---------------|------------|-------------------|------------|
| | Junio | Septiembre | Junio | Septiembre |
| ALUMNOS EXTRANJEROS | 1 | 0 | 5,3 | 0 |
| CAEPA ECCA | 3 | 5 | 4 | 5,3 |
| CEAD PROFESOR FÉLIX PÉREZ PARRILLA | 8 | 11 | 4,413 | 4,609 |
| CENTRO DE ENSEÑANZA NORTEAMERICANO | 5 | 0 | 8,2 | 0 |
| CENTRO PRIVADO ANITA CONRAD | 1 | 0 | 7,6 | 0 |
| CENTRO PRIVADO SANTA TERESA DE JESÚS | 24 | 9 | 7,929 | 5,878 |
| COLEGIO ALMA'S MASPALOMAS | 11 | 0 | 6,173 | 0 |
| COLEGIO ARENAS SUR | 3 | 1 | 6,933 | 4,3 |
| COLEGIO GAROÉ | 6 | 0 | 5,917 | 0 |
| COLEGIO HEIDELBERG | 16 | 2 | 7,319 | 6,95 |
| COLEGIO JAIME BALMES | 4 | 2 | 6,1 | 6,25 |
| COLEGIO NTRA. SRA. DEL PILAR | 11 | 3 | 4,782 | 5,1 |
| COLEGIO SALESIANO SAGRADO CORAZÓN | 10 | 1 | 6,39 | 7 |
| COLEGIO SAN ANTONIO M ^a CLARET | 1 | 0 | 7,1 | 0 |
| COLEGIO SAN IGNACIO DE LOYOLA | 8 | 4 | 6,313 | 5,1 |
| COLEGIO SANTA CATALINA | 11 | 10 | 6,273 | 5,46 |
| COLEGIO SANTA ISABEL DE HUNGRÍA | 6 | 6 | 5,333 | 4,133 |
| I.B.A.D. (Vecindario) | 3 | 4 | 5,267 | 1,6 |
| I.E.S. JOSÉ FRUGONI PÉREZ | 15 | 0 | 5,687 | 0 |
| I.E.S. AGUSTÍN ESPINOSA | 13 | 5 | 6,638 | 4,33 |
| I.E.S. ALONSO QUESADA | 19 | 5 | 6,644 | 6,52 |
| I.E.S. AMURGA | 9 | 3 | 5,989 | 5,367 |
| I.E.S. ARGUINEGUÍN | 4 | 1 | 5,9 | 1,3 |
| I.E.S. ARRECIFE | 6 | 1 | 5,917 | 2,5 |
| I.E.S. ARUCAS-DOMINGO RIVERO | 16 | 3 | 6,167 | 5,433 |
| I.E.S. BAÑADEROS | 6 | 3 | 6,133 | 3,1 |
| I.E.S. BLAS CABRERA FELIPE (LANZAROTE) | 10 | 3 | 6,34 | 3,8 |
| I.E.S. CAIRASCO DE FIGUEROA | 8 | 0 | 7,925 | 0 |
| I.E.S. CARRIZAL | 9 | 5 | 5,689 | 5,82 |
| I.E.S. CASAS NUEVAS | 14 | 5 | 5,743 | 5,5 |
| I.E.S. CÉSAR MANRIQUE | 6 | 1 | 5,45 | 2,5 |
| I.E.S. CORRALEJO | 7 | 0 | 5,657 | 0 |
| I.E.S. CRUCE DE ARINAGA | 4 | 3 | 7,2 | 5,533 |
| I.E.S. CRUZ DE PIEDRA | 4 | 4 | 5,2 | 5,475 |
| I.E.S. DOMINGO RIVERO | 1 | 0 | 3,4 | 0 |
| I.E.S. DORAMAS | 2 | 2 | 5,5 | 4,6 |
| I.E.S. EL CALERO | 4 | 2 | 5,95 | 6,8 |
| I.E.S. EL DOCTORAL | 4 | 4 | 7,05 | 4,675 |
| I.E.S. EL RINCÓN | 6 | 1 | 6,4 | 5,5 |
| I.E.S. FARO DE MASPALOMAS | 5 | 2 | 6,52 | 3,8 |

| | | | | |
|---------------------------------------|----|----|-------|-------|
| I.E.S. FELO MONZÓN GRAU BASSAS | 6 | 2 | 6,417 | 7,85 |
| I.E.S. FERIA DEL ATLÁNTICO | 1 | 0 | 6,3 | 0 |
| I.E.S. FERNANDO SAGASETA | 1 | 0 | 6 | 0 |
| I.E.S. GRAN CANARIA | 5 | 2 | 4,98 | 4,6 |
| I.E.S. GRAN TARAJAL | 11 | 2 | 5,864 | 5 |
| I.E.S. GUANARTEME | 13 | 0 | 8,277 | 0 |
| I.E.S. GUÍA | 20 | 0 | 6,83 | 0 |
| I.E.S. HARÍA | 5 | 0 | 4,96 | 0 |
| I.E.S. INGENIO | 10 | 6 | 6,94 | 5,633 |
| I.E.S. ISABEL DE ESPAÑA | 18 | 11 | 7 | 6,736 |
| I.E.S. JANDÍA | 14 | 4 | 5,939 | 5,675 |
| I.E.S. JINAMAR II | 3 | 0 | 4,667 | 0 |
| I.E.S. JOAQUÍN ARTILES | 14 | 11 | 5,679 | 5,009 |
| I.E.S. JOSÉ ARENCIBIA GIL | 13 | 15 | 6,615 | 5,193 |
| I.E.S. JOSÉ SARAMAGO | 9 | 0 | 5,2 | 0 |
| I.E.S. JOSÉ ZERPA | 11 | 0 | 6,164 | 0 |
| I.E.S. LA ISLETA | 8 | 5 | 5,613 | 5,26 |
| I.E.S. LA MINILLA | 9 | 3 | 8,122 | 8,333 |
| I.E.S. LA OLIVA | 9 | 3 | 4,133 | 4,333 |
| I.E.S. LILA | 1 | 1 | 5,9 | 5,5 |
| I.E.S. LOMO APOLINARIO | 10 | 3 | 4,6 | 4,1 |
| I.E.S. LOMO DE LA HERRADURA | 6 | 0 | 7,05 | 0 |
| I.E.S. LOS TARAHALES | 7 | 3 | 5,957 | 3,2 |
| I.E.S. MESA Y LÓPEZ | 8 | 2 | 4,763 | 6,4 |
| I.E.S. NUEVA ISLETA TONY GALLARDO | 12 | 2 | 3,9 | 4,8 |
| I.E.S. PABLO MONTESINO | 1 | 0 | 7 | 0 |
| I.E.S. PÉREZ GALDÓS | 21 | 4 | 6,424 | 5,9 |
| I.E.S. POLITÉCNICO | 26 | 5 | 8,35 | 6,48 |
| I.E.S. PRIMERO DE MAYO | 0 | 1 | 0 | 1,8 |
| I.E.S. PROFESOR ANTONIO CABRERA PÉREZ | 7 | 0 | 6,414 | 0 |
| I.E.S. PROFESOR JUAN PULIDO CASTRO | 21 | 11 | 5,595 | 4,191 |
| I.E.S. PUERTO DEL ROSARIO | 13 | 12 | 7,008 | 5,583 |
| I.E.S. ROQUE AMAGRO | 8 | 1 | 5,688 | 4,2 |
| I.E.S. SAN BARTOLOMÉ | 12 | 1 | 6,833 | 6,5 |
| I.E.S. SAN CRISTÓBAL | 2 | 0 | 6,55 | 0 |
| I.E.S. SAN DIEGO DE ALCALÁ | 19 | 6 | 6,005 | 4,317 |
| I.E.S. SAN NICOLÁS DE TOLENTINO | 8 | 3 | 4,925 | 3,767 |
| I.E.S. SANTA BRÍGIDA | 3 | 1 | 7,733 | 8,3 |
| I.E.S. SANTA LUCÍA | 10 | 0 | 6,88 | 0 |
| I.E.S. SANTA MARÍA DE GUÍA | 6 | 2 | 5,35 | 4,95 |
| I.E.S. SANTA TERESA DE JESÚS | 14 | 2 | 7,157 | 4,55 |
| I.E.S. SANTIAGO SANTANA DÍAZ | 9 | 2 | 6,511 | 5,15 |
| I.E.S. SANTO TOMÁS DE AQUINO | 11 | 3 | 5,773 | 2,967 |
| I.E.S. SAULO TORÓN | 4 | 2 | 4,733 | 4,55 |
| I.E.S. SCHAMANN | 5 | 0 | 6,84 | 0 |

| | | | | |
|--------------------------|------------|------------|--------------|--------------|
| I.E.S. SIETE PALMAS | 4 | 5 | 5,3 | 5,24 |
| I.E.S. TAFIRA | 8 | 2 | 6,788 | 6,15 |
| I.E.S. TÁMARA | 5 | 6 | 4,98 | 5,5 |
| I.E.S. TAMARACEITE | 7 | 3 | 7,171 | 6,567 |
| I.E.S. TEGUISE | 10 | 1 | 7,35 | 7,1 |
| I.E.S. TEROR | 6 | 1 | 7,85 | 9,6 |
| I.E.S. TIAS | 10 | 2 | 6,73 | 7,05 |
| I.E.S. TINAJO | 3 | 2 | 7,967 | 5,2 |
| I.E.S. TOMÁS MORALES | 13 | 7 | 7,492 | 7,257 |
| I.E.S. VALSEQUILLO | 13 | 5 | 6,423 | 5,4 |
| I.E.S. VECINDARIO | 21 | 6 | 3,852 | 3,1 |
| I.E.S. VEGA DE SAN MATEO | 5 | 3 | 6,78 | 6,133 |
| I.E.S. VIGÁN | 7 | 3 | 6,629 | 5,933 |
| I.E.S. VILLA DE FIRGAS | 1 | 1 | 6,5 | 2,8 |
| I.E.S. ZONZAMAS | 3 | 0 | 8,167 | 0 |
| TRIBUNAL FUERTEVENTURA | 3 | 1 | 2,633 | 6,3 |
| TRIBUNAL LANZAROTE | 1 | 1 | 5 | 3,6 |
| TRIBUNAL LAS PALMAS | 16 | 10 | 4,609 | 4,788 |
| TRIBUNAL NORTE | 2 | 0 | 6,55 | 0 |
| TRIBUNAL SUR | 8 | 2 | 3,213 | 5,4 |
| TRIBUNAL TELDE | 2 | 5 | 4,3 | 5,733 |
| Suma | 876 | 308 | 6,229 | 5,219 |

| CORRECTORES | Nº Alumnos | | Nota media P.A.U. | |
|-------------|------------|------------|-------------------|------------|
| | Junio | Septiembre | Junio | Septiembre |
| 1 | 107 | 1 | 6,279 | 5,1 |
| 2 | 108 | 42 | 6,431 | 5,467 |
| 3 | 107 | 43 | 6,231 | 6,351 |
| 4 | 108 | 43 | 5,964 | 5,369 |
| 5 | 107 | 43 | 5,991 | 4,581 |
| 6 | 108 | 43 | 5,974 | 4,884 |
| 7 | 108 | 42 | 6,741 | 5,433 |
| 8 | 108 | 43 | 6,425 | 4,584 |
| 9 | 4 | 0 | 3,85 | 0 |
| 30 | 2 | 1 | 0 | 0 |
| N.P. | 9 | 7 | 0 | 0 |
| Suma | 876 | 308 | 0 | 0 |

| | Total | | % | |
|----------------------|-------|--------|------------|--------|
| | Junio | | Septiembre | |
| | Nº | % | Nº | % |
| Nº de exámenes | 876 | | 308 | |
| Nota media | 6,229 | | 5,219 | |
| Nº de aprobados | 668 | 76,26% | 175 | 56,82% |
| Nº de suspendidos | 199 | 22,72% | 126 | 40,91% |
| Nº de no presentados | 9 | 1,03% | 7 | 2,27% |

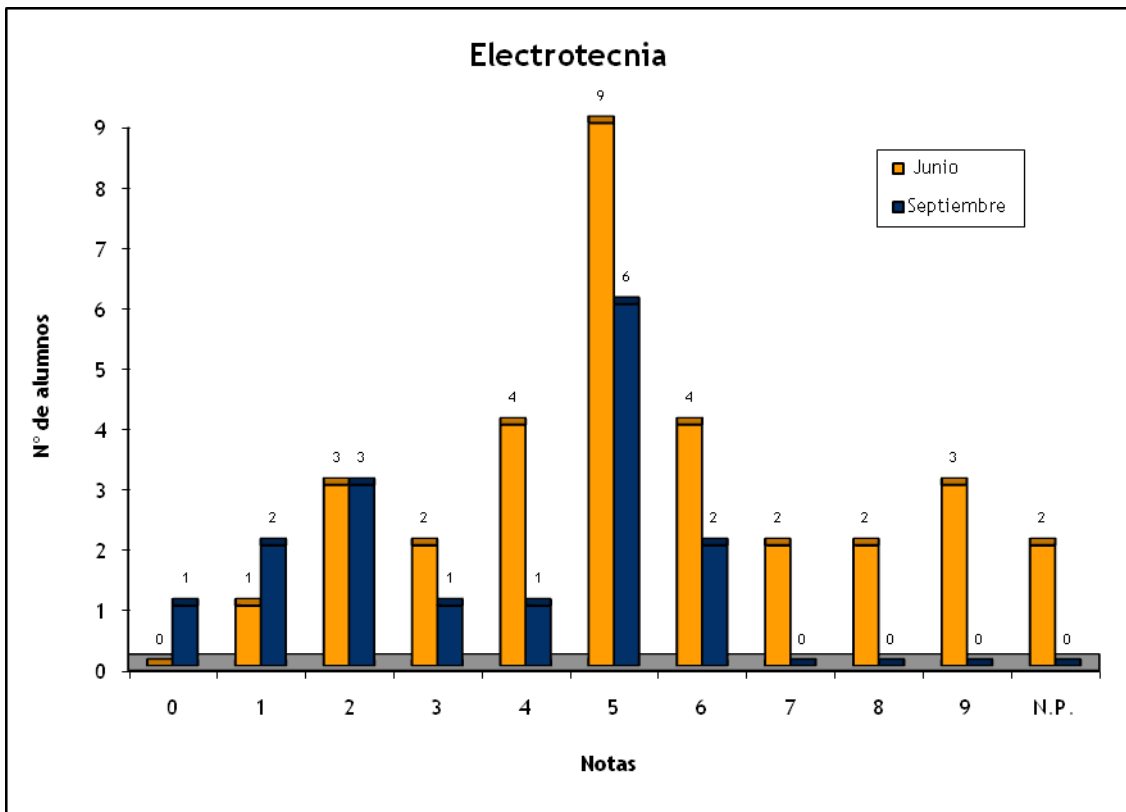


ELECTROTECNIA: CONVOCATORIAS JUNIO Y SEPTIEMBRE 2008

| | Nº de Alumnos | | Nota media P.A.U. | |
|------------------------------------|---------------|------------|-------------------|--------------|
| | Junio | Septiembre | Junio | Septiembre |
| CEAD PROFESOR FÉLIX PÉREZ PARRILLA | 1 | 1 | 5 | 2 |
| I.B.A.D. (Vecindario) | 0 | 2 | 0 | 6,25 |
| I.E.S. CAIRASCO DE FIGUEROA | 3 | 0 | 6,5 | 0 |
| I.E.S. CRUZ DE PIEDRA | 2 | 2 | 2,5 | 0,5 |
| I.E.S. FERNANDO SAGASETA | 1 | 1 | 0 | 5 |
| I.E.S. GRAN TARAJAL | 4 | 1 | 3,75 | 4 |
| I.E.S. JOSÉ ZERPA | 9 | 1 | 6,444 | 5 |
| I.E.S. LOMO DE LA HERRADURA | 3 | 2 | 6,167 | 2,75 |
| I.E.S. PÉREZ GALDÓS | 1 | 1 | 4 | 2,5 |
| I.E.S. POLITÉCNICO | 1 | 3 | 5 | 3,767 |
| I.E.S. TEROR | 5 | 2 | 5,5 | 5,3 |
| TRIBUNAL LAS PALMAS | 2 | 0 | 1 | 0 |
| Suma | 32 | 16 | 5,283 | 3,713 |

| CORRECTORES | Nº Alumnos | | Nota media P.A.U. | |
|-------------|------------|------------|-------------------|------------|
| | Junio | Septiembre | Junio | Septiembre |
| 1 | 30 | 15 | 5,283 | 3,96 |
| 30 | 0 | 1 | 0 | 0 |
| N.P. | 2 | 0 | 0 | 0 |
| Suma | 32 | 16 | 0 | 0 |

| | Total | | Total | |
|----------------------|-------|--------|------------|---------|
| | Junio | % | Septiembre | % |
| Nº de exámenes | 32 | | 16 | |
| Nota media | 5,283 | | 3,713 | |
| Nº de aprobados | 20 | 62,50% | 8 | 50,00% |
| Nº de suspendidos | 10 | 31,25% | 8 | 50,00% |
| Nº de no presentados | 2 | 6,25% | 16 | 100,00% |



FILOSOFÍA: CONVOCATORIAS JUNIO Y SEPTIEMBRE 2008

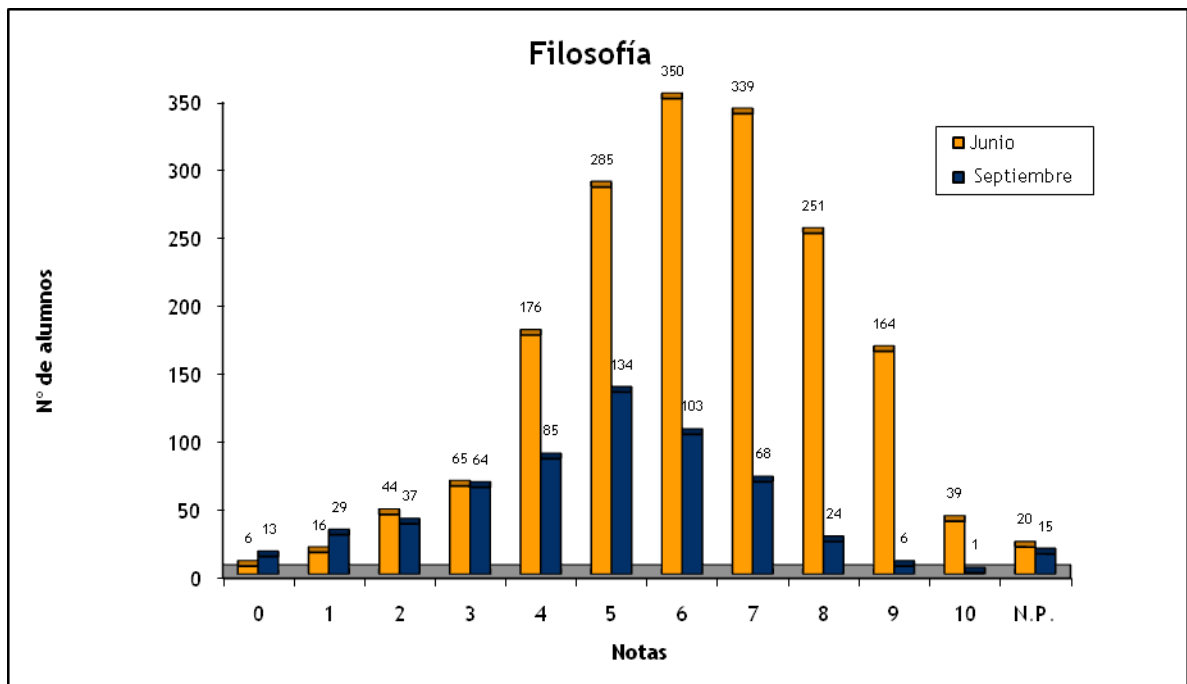
| | Nº de Alumnos | | Nota media P.A.U. | |
|---|---------------|------------|-------------------|------------|
| | Junio | Septiembre | Junio | Septiembre |
| ALUMNOS EXTRANJEROS | 3 | 1 | 4,167 | 0 |
| CAEPA ECCA | 5 | 8 | 5,8 | 4,9 |
| CEAD PROFESOR FÉLIX PÉREZ PARRILLA | 6 | 16 | 5,917 | 4,819 |
| CENTRO DE ENSEÑANZA NORTEAMERICANO | 3 | 1 | 6,7 | 5,2 |
| CENTRO PRIVADO SANTA TERESA DE JESÚS | 16 | 12 | 7,85 | 6,558 |
| COLEGIO ALMA'S MASPALOMAS | 12 | 1 | 7,7 | 3 |
| COLEGIO ARENAS INTERNACIONAL | 3 | 1 | 7,267 | 4 |
| COLEGIO ARENAS SUR | 6 | 2 | 7,883 | 6,1 |
| COLEGIO ARENAS-ATLÁNTICO | 9 | 0 | 7,011 | 0 |
| COLEGIO GAROÉ | 9 | 0 | 7,633 | 0 |
| COLEGIO GUAYDIL | 11 | 2 | 9,427 | 6,65 |
| COLEGIO HEIDELBERG | 15 | 2 | 7,333 | 5,15 |
| COLEGIO HISPANO INGLÉS | 3 | 0 | 7,567 | 0 |
| COLEGIO JAIME BALMES | 11 | 6 | 5,945 | 5,567 |
| COLEGIO NTRA. SRA. DEL PILAR | 23 | 5 | 6,422 | 6,03 |
| COLEGIO SAGRADO CORAZÓN | 4 | 0 | 6,2 | 0 |
| COLEGIO SALESIANO SAGRADO CORAZÓN | 45 | 10 | 7,291 | 5,54 |
| COLEGIO SAN ANTONIO M ^o CLARET | 17 | 4 | 7,194 | 4,7 |
| COLEGIO SAN IGNACIO DE LOYOLA | 38 | 8 | 7,342 | 5,275 |
| E.A.A. Y O.A. PANCHO LASSO | 9 | 5 | 6,044 | 6,56 |
| ESCUELA DE ARTE GRAN CANARIA | 49 | 25 | 5,76 | 4,608 |
| I.B.A.D. (Vecindario) | 1 | 6 | 6,9 | 5,42 |
| I.E.S. JOSÉ FRUGONI PÉREZ | 14 | 9 | 5,093 | 4,622 |
| I.E.S. AGAETE | 3 | 3 | 6,533 | 2,767 |
| I.E.S. AGUSTÍN ESPINOSA | 32 | 7 | 5,166 | 3,829 |
| I.E.S. ALONSO QUESADA | 39 | 6 | 5,532 | 5,967 |
| I.E.S. AMURGA | 5 | 3 | 5,44 | 4,467 |
| I.E.S. ARGUINEGUÍN | 2 | 1 | 7,05 | 1,8 |
| I.E.S. ARRECIFE | 8 | 2 | 6,763 | 5,9 |
| I.E.S. ARUCAS-DOMINGO RIVERO | 39 | 9 | 6,837 | 3,433 |
| I.E.S. BAÑADEROS | 17 | 4 | 7,288 | 3,45 |
| I.E.S. BLAS CABRERA FELIPE (LANZAROTE) | 41 | 10 | 6,446 | 5,244 |
| I.E.S. CAIRASCO DE FIGUEROA | 12 | 3 | 6,208 | 7,033 |
| I.E.S. CARRIZAL | 26 | 5 | 6,95 | 3,96 |
| I.E.S. CASAS NUEVAS | 13 | 3 | 7,169 | 5,367 |
| I.E.S. CÉSAR MANRIQUE | 35 | 4 | 5,311 | 3,975 |
| I.E.S. CORRALEJO | 2 | 1 | 6,65 | 6,5 |
| I.E.S. CRUCE DE ARINAGA | 4 | 3 | 6,025 | 5,433 |
| I.E.S. CRUZ DE PIEDRA | 8 | 3 | 7,038 | 5,267 |
| I.E.S. DORAMAS | 6 | 2 | 6,2 | 2,35 |

| | | | | |
|---------------------------------------|----|----|-------|-------|
| I.E.S. EL CALERO | 21 | 8 | 7,524 | 6,275 |
| I.E.S. EL DOCTORAL | 7 | 4 | 7,214 | 6,5 |
| I.E.S. EL RINCÓN | 5 | 0 | 4,9 | 0 |
| I.E.S. FARO DE MASPALOMAS | 20 | 10 | 5,916 | 5,885 |
| I.E.S. FELO MONZÓN GRAU BASSAS | 20 | 6 | 6,225 | 6,108 |
| I.E.S. FERIA DEL ATLÁNTICO | 1 | 3 | 0 | 4,6 |
| I.E.S. FERNANDO SAGASETA | 4 | 1 | 5,525 | 5,3 |
| I.E.S. GRAN CANARIA | 9 | 5 | 6 | 6,44 |
| I.E.S. GRAN TARAJAL | 23 | 8 | 5,978 | 5,988 |
| I.E.S. GUANARTEME | 23 | 3 | 6,689 | 6,533 |
| I.E.S. GUÍA | 11 | 0 | 7,182 | 0 |
| I.E.S. HARÍA | 6 | 0 | 5,55 | 0 |
| I.E.S. INGENIO | 3 | 1 | 8,767 | 4,5 |
| I.E.S. ISABEL DE ESPAÑA | 34 | 15 | 6,747 | 5,367 |
| I.E.S. JANDÍA | 26 | 12 | 6,067 | 5,273 |
| I.E.S. JINAMAR II | 19 | 2 | 5,879 | 5,05 |
| I.E.S. JOAQUÍN ARTILES | 40 | 20 | 7,054 | 4,71 |
| I.E.S. JOSÉ ARENCIBIA GIL | 3 | 11 | 5,767 | 4,882 |
| I.E.S. JOSÉ SARAMAGO | 19 | 0 | 6,095 | 0 |
| I.E.S. JOSÉ ZERPA | 30 | 2 | 6,713 | 6,55 |
| I.E.S. LA ISLETA | 12 | 7 | 7,1 | 6,357 |
| I.E.S. LA MINILLA | 19 | 6 | 7,647 | 7,25 |
| I.E.S. LA OLIVA | 13 | 5 | 5,162 | 5,96 |
| I.E.S. LAS SALINAS | 5 | 2 | 5,78 | 4,55 |
| I.E.S. LILA | 4 | 2 | 6 | 4,65 |
| I.E.S. LOMO APOLINARIO | 3 | 2 | 2,733 | 3,8 |
| I.E.S. LOMO DE LA HERRADURA | 3 | 0 | 5,8 | 0 |
| I.E.S. LOS TARAHALES | 11 | 5 | 6,882 | 4,68 |
| I.E.S. MESA Y LÓPEZ | 6 | 3 | 5,467 | 5,133 |
| I.E.S. NUEVA ISLETA TONY GALLARDO | 16 | 2 | 6,52 | 5 |
| I.E.S. PABLO MONTESINO | 5 | 0 | 6,98 | 0 |
| I.E.S. PÉREZ GALDÓS | 30 | 15 | 5,962 | 4,631 |
| I.E.S. POLITÉCNICO | 42 | 7 | 7,331 | 6,229 |
| I.E.S. PRIMERO DE MAYO | 8 | 2 | 6,238 | 3,1 |
| I.E.S. PROFESOR ANTONIO CABRERA PÉREZ | 17 | 1 | 7,582 | 3,8 |
| I.E.S. PROFESOR JUAN PULIDO CASTRO | 33 | 6 | 6,472 | 5 |
| I.E.S. PUERTO DEL ROSARIO | 35 | 16 | 6,194 | 6,531 |
| I.E.S. SAN BARTOLOMÉ | 14 | 1 | 6,557 | 1,5 |
| I.E.S. SAN CRISTÓBAL | 1 | 2 | 4,8 | 4,4 |
| I.E.S. SAN DIEGO DE ALCALÁ | 39 | 12 | 5,7 | 4,408 |
| I.E.S. SAN NICOLÁS DE TOLENTINO | 23 | 7 | 6,122 | 3,914 |
| I.E.S. SANTA BRÍGIDA | 11 | 4 | 7,027 | 4,925 |
| I.E.S. SANTA LUCÍA | 18 | 1 | 8,339 | 6,2 |
| I.E.S. SANTA MARÍA DE GUÍA | 18 | 2 | 7,159 | 4,7 |
| I.E.S. SANTA TERESA DE JESÚS | 20 | 4 | 5,62 | 4,3 |

| | | | | |
|------------------------------|-------------|------------|--------------|--------------|
| I.E.S. SANTIAGO SANTANA DÍAZ | 30 | 10 | 8,4 | 4,55 |
| I.E.S. SANTO TOMÁS DE AQUINO | 31 | 9 | 6,594 | 6,075 |
| I.E.S. SAULO TORÓN | 27 | 8 | 7,319 | 3,7 |
| I.E.S. SCHAMANN | 17 | 5 | 5,719 | 4,94 |
| I.E.S. SIETE PALMAS | 13 | 7 | 6,077 | 5,143 |
| I.E.S. TAFIRA | 5 | 0 | 5,58 | 0 |
| I.E.S. TÁMARA | 11 | 7 | 6,882 | 5,871 |
| I.E.S. TAMARACEITE | 6 | 3 | 4,5 | 2,967 |
| I.E.S. TEGUISE | 20 | 5 | 8,44 | 5,44 |
| I.E.S. TEROR | 31 | 12 | 7,642 | 5,745 |
| I.E.S. TIAS | 13 | 3 | 6,538 | 2,933 |
| I.E.S. TINAJO | 10 | 3 | 6,82 | 2,9 |
| I.E.S. TOMÁS MORALES | 19 | 1 | 6,858 | 5,3 |
| I.E.S. VALSEQUILLO | 18 | 3 | 7,211 | 6,033 |
| I.E.S. VECINDARIO | 46 | 7 | 5,911 | 4,2 |
| I.E.S. VEGA DE SAN JOSÉ | 2 | 2 | 5,05 | 4,6 |
| I.E.S. VEGA DE SAN MATEO | 2 | 3 | 4 | 2,667 |
| I.E.S. VIGÁN | 15 | 3 | 7,5 | 6,8 |
| I.E.S. VILLA DE FIRGAS | 13 | 5 | 8,477 | 4,44 |
| I.E.S. YAIZA | 20 | 8 | 6,205 | 3,463 |
| I.E.S. ZONZAMAS | 0 | 1 | 0 | 5,8 |
| TRIBUNAL FUERTEVENTURA | 10 | 1 | 4,82 | 5,5 |
| TRIBUNAL LANZAROTE | 7 | 11 | 5,06 | 4,764 |
| TRIBUNAL LAS PALMAS | 39 | 30 | 5,711 | 5,196 |
| TRIBUNAL NORTE | 2 | 2 | 6,25 | 7,25 |
| TRIBUNAL SUR | 10 | 7 | 5,922 | 3,617 |
| TRIBUNAL TELDE | 4 | 5 | 5,517 | 5,375 |
| Suma | 1755 | 579 | 6,567 | 5,086 |

| CORRECTORES | Nº Alumnos | | Nota media P.A.U. | |
|-------------|-------------|------------|-------------------|------------|
| | Junio | Septiembre | Junio | Septiembre |
| 1 | 101 | 56 | 6,569 | 5,761 |
| 2 | 140 | 56 | 5,998 | 4,513 |
| 3 | 83 | 56 | 6,852 | 5,773 |
| 4 | 150 | 56 | 6,186 | 5,584 |
| 5 | 183 | 56 | 6,387 | 5,315 |
| 6 | 150 | 56 | 5,993 | 4,925 |
| 7 | 129 | 57 | 6,968 | 3,893 |
| 8 | 200 | 56 | 7,17 | 5,778 |
| 9 | 147 | 56 | 6,476 | 3,936 |
| 10 | 130 | 58 | 6,15 | 5,479 |
| 11 | 163 | 0 | 7,256 | 0 |
| 12 | 156 | 0 | 6,646 | 0 |
| 20 | 3 | 0 | 7,567 | 0 |
| 30 | 0 | 1 | 0 | 0 |
| N.P. | 20 | 15 | 0 | 0 |
| Suma | 1755 | 579 | 0 | 0 |

| | Total | | Total | |
|----------------------|-------|--------|------------|--------|
| | Junio | % | Septiembre | % |
| Nº de exámenes | 1755 | | 579 | |
| Nota media | 6,567 | | 5,086 | |
| Nº de aprobados | 1428 | 81,37% | 336 | 58,03% |
| Nº de suspendidos | 307 | 17,49% | 228 | 39,38% |
| Nº de no presentados | 20 | 1,14% | 15 | 2,59% |



FÍSICA: CONVOCATORIAS JUNIO Y SEPTIEMBRE 2008

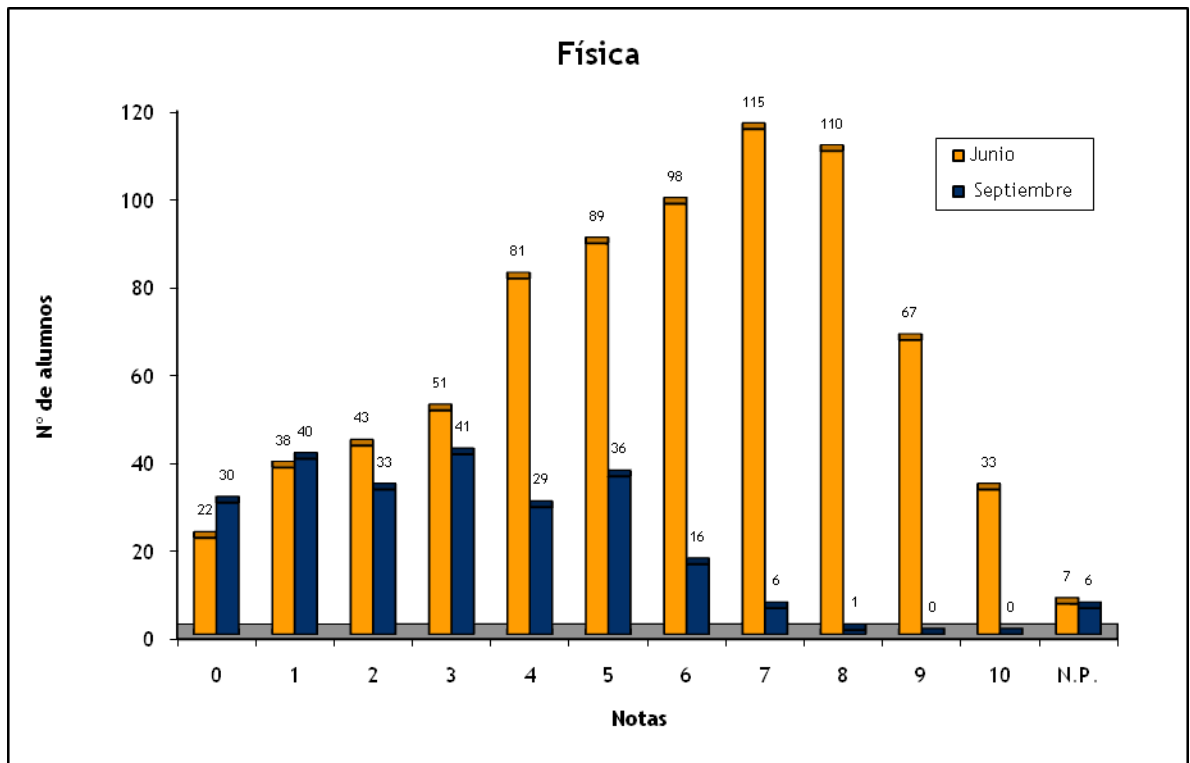
| | Nº de Alumnos | | Nota media P.A.U. | |
|---|---------------|------------|-------------------|------------|
| | Junio | Septiembre | Junio | Septiembre |
| ALUMNOS EXTRANJEROS | 1 | 0 | 1 | 0 |
| CAEPA ECCA | 0 | 1 | 0 | 7 |
| CEAD PROFESOR FÉLIX PÉREZ PARRILLA | 4 | 3 | 5,2 | 3,367 |
| CENTRO DE ENSEÑANZA NORTEAMERICANO | 2 | 1 | 7,25 | 1,8 |
| CENTRO PRIVADO ANITA CONRAD | 2 | 0 | 8,4 | 0 |
| CENTRO PRIVADO SANTA TERESA DE JESÚS | 9 | 4 | 8,7 | 4,825 |
| COLEGIO ALMA'S MASPALOMAS | 9 | 1 | 7,089 | 0,5 |
| COLEGIO ARENAS INTERNACIONAL | 11 | 3 | 6,418 | 3,833 |
| COLEGIO ARENAS SUR | 8 | 1 | 8,213 | 4,8 |
| COLEGIO ARENAS-ATLÁNTICO | 2 | 1 | 8,25 | 2,9 |
| COLEGIO GAROÉ | 9 | 6 | 3,944 | 1,3 |
| COLEGIO HEIDELBERG | 22 | 2 | 8,568 | 2,75 |
| COLEGIO HISPANO INGLÉS | 4 | 0 | 8,175 | 0 |
| COLEGIO JAIME BALMES | 3 | 2 | 8,167 | 2,95 |
| COLEGIO NTRA. SRA. DEL PILAR | 8 | 1 | 6,5 | 0,25 |
| COLEGIO SAGRADO CORAZÓN | 5 | 0 | 8,54 | 0 |
| COLEGIO SALESIANO SAGRADO CORAZÓN | 15 | 8 | 5,267 | 2,788 |
| COLEGIO SAN ANTONIO M ^o CLARET | 46 | 13 | 7,061 | 3,915 |
| COLEGIO SAN IGNACIO DE LOYOLA | 15 | 5 | 7,42 | 3,32 |
| COLEGIO SANTA CATALINA | 4 | 1 | 4,925 | 0,5 |
| COLEGIO SANTA ISABEL DE HUNGRÍA | 8 | 5 | 5,075 | 2,82 |
| I.B.A.D. (Vecindario) | 1 | 2 | 2,9 | 2,75 |
| I.E.S. JOSÉ FRUGONI PÉREZ | 2 | 1 | 9,25 | 3,5 |
| I.E.S. AGAETE | 3 | 0 | 8,267 | 0 |
| I.E.S. AGUSTÍN ESPINOSA | 9 | 3 | 4,522 | 1,767 |
| I.E.S. ALONSO QUESADA | 8 | 5 | 6,85 | 4,82 |
| I.E.S. AMURGA | 4 | 0 | 6,375 | 0 |
| I.E.S. ARGUINEGUÍN | 5 | 2 | 5,84 | 4 |
| I.E.S. ARRECIFE | 2 | 1 | 1,75 | 3,3 |
| I.E.S. ARUCAS-DOMINGO RIVERO | 10 | 3 | 6,56 | 1,967 |
| I.E.S. BAÑADEROS | 5 | 2 | 5,34 | 4 |
| I.E.S. BLAS CABRERA FELIPE (LANZAROTE) | 20 | 3 | 6,445 | 4,15 |
| I.E.S. CAIRASCO DE FIGUEROA | 3 | 0 | 7,367 | 0 |
| I.E.S. CARRIZAL | 2 | 0 | 5,15 | 0 |
| I.E.S. CASAS NUEVAS | 6 | 4 | 4,267 | 3,325 |
| I.E.S. CÉSAR MANRIQUE | 33 | 4 | 3,512 | 1,2 |
| I.E.S. CORRALEJO | 10 | 1 | 7,52 | 4,5 |
| I.E.S. CRUCE DE ARINAGA | 2 | 0 | 4,4 | 0 |
| I.E.S. CRUZ DE PIEDRA | 3 | 3 | 7,1 | 1,333 |

| | | | | |
|---------------------------------------|----|---|-------|-------|
| I.E.S. DORAMAS | 1 | 0 | 3 | 0 |
| I.E.S. EL CALERO | 9 | 4 | 6,789 | 2,925 |
| I.E.S. EL DOCTORAL | 2 | 0 | 4,4 | 0 |
| I.E.S. EL RINCÓN | 3 | 1 | 5,333 | 2,8 |
| I.E.S. FARO DE MASPALOMAS | 9 | 2 | 3,111 | 3,65 |
| I.E.S. FELO MONZÓN GRAU BASSAS | 2 | 2 | 7,2 | 3 |
| I.E.S. FERIA DEL ATLÁNTICO | 1 | 1 | 2 | 0,3 |
| I.E.S. FERNANDO SAGASETA | 3 | 1 | 4,65 | 2,5 |
| I.E.S. GRAN TARAJAL | 13 | 5 | 6,285 | 3,24 |
| I.E.S. GUANARTEME | 28 | 3 | 7,307 | 4,267 |
| I.E.S. GUÍA | 8 | 1 | 5,213 | 4,3 |
| I.E.S. INGENIO | 10 | 2 | 6,57 | 2,65 |
| I.E.S. ISABEL DE ESPAÑA | 11 | 5 | 6,645 | 4,74 |
| I.E.S. JANDÍA | 5 | 4 | 3,6 | 1,375 |
| I.E.S. JINAMAR II | 5 | 1 | 3,22 | 1 |
| I.E.S. JOAQUÍN ARTILES | 11 | 3 | 6,991 | 2,5 |
| I.E.S. JOSÉ ARENCIBIA GIL | 12 | 6 | 6,617 | 4,333 |
| I.E.S. JOSÉ ZERPA | 14 | 1 | 6,543 | 5,8 |
| I.E.S. LA ISLETA | 2 | 0 | 4 | 0 |
| I.E.S. LA MINILLA | 5 | 7 | 8,72 | 3,986 |
| I.E.S. LILA | 3 | 0 | 5,633 | 0 |
| I.E.S. LOMO APOLINARIO | 3 | 0 | 5,7 | 0 |
| I.E.S. LOMO DE LA HERRADURA | 3 | 2 | 7,3 | 5,45 |
| I.E.S. MESA Y LÓPEZ | 6 | 0 | 5,917 | 0 |
| I.E.S. NUEVA ISLETA TONY GALLARDO | 3 | 2 | 7,467 | 2,15 |
| I.E.S. PABLO MONTESINO | 2 | 0 | 5 | 0 |
| I.E.S. PÉREZ GALDÓS | 9 | 4 | 7,278 | 4,5 |
| I.E.S. POLITÉCNICO | 45 | 7 | 7,073 | 5,186 |
| I.E.S. PRIMERO DE MAYO | 2 | 1 | 4,55 | 3,5 |
| I.E.S. PROFESOR ANTONIO CABRERA PÉREZ | 3 | 0 | 5,667 | 0 |
| I.E.S. PROFESOR JUAN PULIDO CASTRO | 11 | 2 | 5,364 | 4,1 |
| I.E.S. PUERTO DEL ROSARIO | 12 | 6 | 5,642 | 3,6 |
| I.E.S. ROQUE AMAGRO | 5 | 2 | 6,48 | 3,65 |
| I.E.S. SAN DIEGO DE ALCALÁ | 9 | 1 | 3,389 | 0 |
| I.E.S. SAN NICOLÁS DE TOLENTINO | 6 | 1 | 4,9 | 1,5 |
| I.E.S. SANTA BRÍGIDA | 2 | 2 | 7,95 | 4,7 |
| I.E.S. SANTA LUCÍA | 6 | 2 | 8,167 | 5,25 |
| I.E.S. SANTA MARÍA DE GUÍA | 5 | 1 | 5,16 | 5,8 |
| I.E.S. SANTA TERESA DE JESÚS | 4 | 4 | 7,65 | 4,275 |
| I.E.S. SANTIAGO SANTANA DÍAZ | 4 | 1 | 8,3 | 2 |
| I.E.S. SANTO TOMÁS DE AQUINO | 6 | 4 | 3,167 | 4 |
| I.E.S. SAULO TORÓN | 16 | 3 | 5,469 | 2,5 |
| I.E.S. SCHAMANN | 9 | 2 | 4,8 | 3,35 |
| I.E.S. SIETE PALMAS | 2 | 0 | 9,5 | 0 |
| I.E.S. TAFIRA | 5 | 0 | 4,32 | 0 |

| | | | | |
|--------------------------|------------|------------|--------------|--------------|
| I.E.S. TÁMARA | 6 | 0 | 7,2 | 0 |
| I.E.S. TAMARACEITE | 12 | 0 | 5,075 | 0 |
| I.E.S. TEGUISE | 7 | 3 | 5,043 | 5,833 |
| I.E.S. TEROR | 7 | 3 | 5,857 | 1,7 |
| I.E.S. TIAS | 8 | 0 | 6,8 | 0 |
| I.E.S. TOMÁS MORALES | 6 | 1 | 7,833 | 6,5 |
| I.E.S. VALSEQUILLO | 5 | 2 | 4,74 | 4,65 |
| I.E.S. VECINDARIO | 7 | 1 | 6,914 | 5 |
| I.E.S. VEGA DE SAN JOSÉ | 0 | 1 | 0 | 2 |
| I.E.S. VEGA DE SAN MATEO | 6 | 1 | 6,8 | 3,8 |
| I.E.S. VIGÁN | 1 | 0 | 5 | 0 |
| I.E.S. VILLA DE FIRGAS | 3 | 1 | 4,267 | 2,5 |
| I.E.S. YAIZA | 4 | 1 | 2,625 | 0 |
| I.E.S. ZONZAMAS | 1 | 2 | 6,5 | 2,55 |
| TRIBUNAL FUERTEVENTURA | 7 | 3 | 2,16 | 3,5 |
| TRIBUNAL LANZAROTE | 7 | 9 | 2,717 | 2,467 |
| TRIBUNAL LAS PALMAS | 12 | 16 | 3,264 | 2,204 |
| TRIBUNAL NORTE | 0 | 1 | 0 | 1,5 |
| TRIBUNAL SUR | 2 | 3 | 4,9 | 0,65 |
| TRIBUNAL TELDE | 3 | 2 | 2,367 | 2,75 |
| Suma | 754 | 238 | 6,077 | 3,260 |

| CORRECTORES | Nº Alumnos | | Nota media P.A.U. | |
|-------------|------------|------------|-------------------|------------|
| | Junio | Septiembre | Junio | Septiembre |
| 1 | 100 | 31 | 6,407 | 4,287 |
| 2 | 100 | 40 | 4,029 | 1,899 |
| 3 | 100 | 33 | 5,595 | 3,385 |
| 4 | 102 | 33 | 7,041 | 4,155 |
| 5 | 101 | 23 | 6,295 | 3,078 |
| 7 | 100 | 37 | 6,703 | 3,084 |
| 8 | 101 | 32 | 6,252 | 3,558 |
| 15 | 42 | 0 | 6,681 | 0 |
| 30 | 1 | 3 | 0 | 0 |
| N.P. | 7 | 6 | 0 | 0 |
| Suma | 754 | 238 | 0 | 0 |

| | Total | | Total | |
|----------------------|-------|------------|-------|------------|
| | Junio | Septiembre | Junio | Septiembre |
| Nº de exámenes | 754 | 238 | | |
| Nota media | 6,077 | 6,077 | | |
| Nº de aprobados | 512 | 67,90% | 59 | 24,79% |
| Nº de suspendidos | 235 | 31,17% | 173 | 72,69% |
| Nº de no presentados | 7 | 0,93% | 6 | 2,52% |

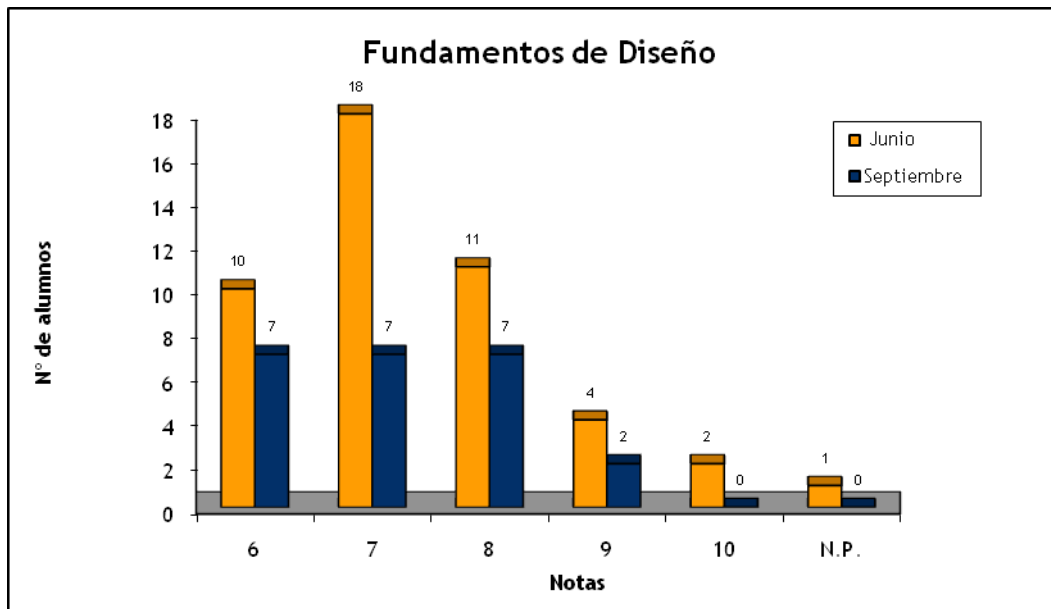


FUNDAMENTOS DE DISEÑO: CONVOCATORIAS JUNIO Y SEPTIEMBRE 2008

| | Nº de Alumnos | | Nota media P.A.U. | |
|------------------------------|---------------|------------|-------------------|--------------|
| | Junio | Septiembre | Junio | Septiembre |
| E.A.A. Y O.A. PANCHO LASSO | 2 | 2 | 7,5 | 8 |
| ESCUELA DE ARTE GRAN CANARIA | 42 | 20 | 7,631 | 7,35 |
| TRIBUNAL LAS PALMAS | 2 | 1 | 6,5 | 6 |
| Suma | 46 | 23 | 7,6 | 7,348 |

| CORRECTORES | Nº Alumnos | | Nota media P.A.U. | |
|-------------|------------|------------|-------------------|------------|
| | Junio | Septiembre | Junio | Septiembre |
| 1 | 15 | 12 | 7,667 | 7,333 |
| 2 | 15 | 11 | 7,633 | 7,364 |
| 3 | 15 | 0 | 7,5 | 0 |
| N.P. | 1 | 0 | 0 | 0 |
| Suma | 46 | 23 | 0 | 0 |

| | Total | | % | |
|----------------------|-------|------------|--------|------------|
| | Junio | Septiembre | Junio | Septiembre |
| Nº de exámenes | 46 | 23 | | |
| Nota media | 7,6 | 7,348 | | |
| Nº de aprobados | 45 | 23 | 97,83% | 100,00% |
| Nº de suspendidos | 0 | 0 | 0,00% | 0,00% |
| Nº de no presentados | 1 | 0 | 2,17% | 0,00% |



GEOGRAFÍA: CONVOCATORIAS JUNIO Y SEPTIEMBRE 2008

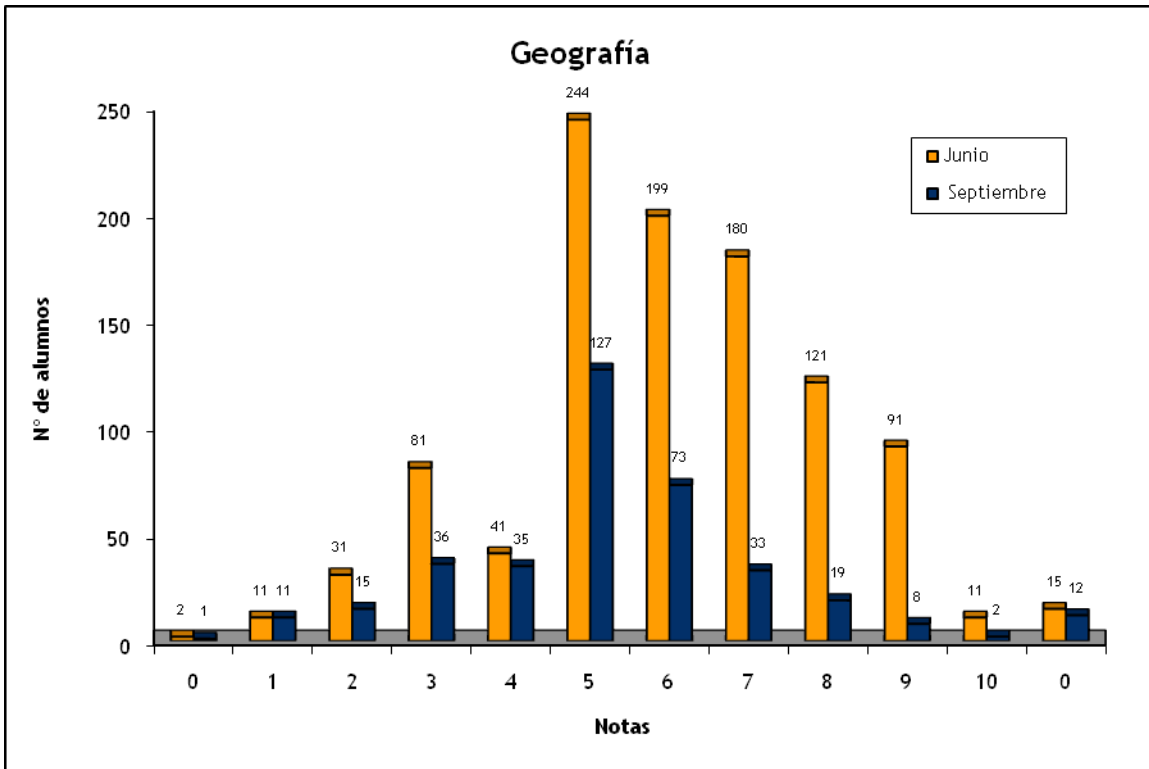
| | Nº de Alumnos | | Nota media P.A.U. | |
|---|---------------|------------|-------------------|------------|
| | Junio | Septiembre | Junio | Septiembre |
| ALUMNOS EXTRANJEROS | 4 | 1 | 5,467 | 0 |
| CAEPA ECCA | 7 | 8 | 5,443 | 6,1 |
| CEAD PROFESOR FÉLIX PÉREZ PARRILLA | 8 | 15 | 5,263 | 5,747 |
| CENTRO DE ENSEÑANZA NORTEAMERICANO | 5 | 0 | 8,2 | 0 |
| CENTRO PRIVADO SANTA TERESA DE JESÚS | 24 | 9 | 7,417 | 5,922 |
| COLEGIO ALMA'S MASPALOMAS | 11 | 0 | 6,545 | 0 |
| COLEGIO ARENAS INTERNACIONAL | 7 | 0 | 7,043 | 0 |
| COLEGIO ARENAS SUR | 4 | 0 | 8,05 | 0 |
| COLEGIO ARENAS-ATLÁNTICO | 11 | 0 | 6,973 | 0 |
| COLEGIO GAROÉ | 10 | 2 | 7,05 | 6,3 |
| COLEGIO GUAYDIL | 14 | 1 | 6,886 | 8,5 |
| COLEGIO HEIDELBERG | 16 | 2 | 7,406 | 3,5 |
| COLEGIO JAIME BALMES | 4 | 4 | 5,6 | 5,175 |
| COLEGIO NTRA. SRA. DEL PILAR | 5 | 3 | 5,9 | 5,567 |
| COLEGIO SAGRADO CORAZÓN | 4 | 0 | 6,425 | 0 |
| COLEGIO SALESIANO SAGRADO CORAZÓN | 15 | 2 | 7,16 | 4,4 |
| COLEGIO SAN ANTONIO M ^o CLARET | 26 | 4 | 7,658 | 7,1 |
| COLEGIO SAN IGNACIO DE LOYOLA | 16 | 4 | 6,969 | 5,475 |
| COLEGIO SANTA CATALINA | 11 | 4 | 5,636 | 4,325 |
| COLEGIO SANTA ISABEL DE HUNGRÍA | 24 | 10 | 5,442 | 4,05 |
| I.B.A.D. (Vecindario) | 3 | 4 | 6,233 | 2,3 |
| I.E.S. JOSÉ FRUGONI PÉREZ | 13 | 3 | 4,131 | 2,733 |
| I.E.S. AGAETE | 7 | 2 | 6,7 | 6,7 |
| I.E.S. AGUSTÍN ESPINOSA | 19 | 6 | 6,2 | 5,575 |
| I.E.S. ALONSO QUESADA | 20 | 5 | 6,137 | 4,58 |
| I.E.S. AMURGA | 13 | 5 | 4,012 | 2,775 |
| I.E.S. ARGUINEGUÍN | 5 | 2 | 7,78 | 2,4 |
| I.E.S. ARRECIFE | 6 | 1 | 5,467 | 5 |
| I.E.S. ARUCAS-DOMINGO RIVERO | 23 | 9 | 5,464 | 4,567 |
| I.E.S. BAÑADEROS | 4 | 3 | 8,075 | 4,2 |
| I.E.S. BLAS CABRERA FELIPE (LANZAROTE) | 12 | 3 | 6,1 | 5,167 |
| I.E.S. CAIRASCO DE FIGUEROA | 8 | 0 | 7,025 | 0 |
| I.E.S. CARRIZAL | 13 | 6 | 7,446 | 5,55 |
| I.E.S. CASAS NUEVAS | 8 | 3 | 6,263 | 6,6 |
| I.E.S. CÉSAR MANRIQUE | 9 | 1 | 6,911 | 5,85 |
| I.E.S. CORRALEJO | 4 | 0 | 5,925 | 0 |
| I.E.S. CRUCE DE ARINAGA | 6 | 3 | 6,467 | 6,667 |
| I.E.S. CRUZ DE PIEDRA | 3 | 1 | 7,067 | 6,2 |
| I.E.S. DOMINGO RIVERO | 1 | 0 | 3,7 | 0 |
| I.E.S. DORAMAS | 2 | 2 | 3,75 | 4,9 |

| | | | | |
|---------------------------------------|----|----|-------|-------|
| I.E.S. EL CALERO | 4 | 2 | 5,725 | 5,95 |
| I.E.S. EL DOCTORAL | 3 | 2 | 6,133 | 7,5 |
| I.E.S. EL RINCÓN | 9 | 1 | 4,433 | 5,6 |
| I.E.S. FARO DE MASPALOMAS | 8 | 2 | 6,325 | 6,15 |
| I.E.S. FELO MONZÓN GRAU BASSAS | 12 | 3 | 6,667 | 7 |
| I.E.S. FERIA DEL ATLÁNTICO | 4 | 2 | 5,95 | 6,6 |
| I.E.S. FERNANDO SAGASETA | 1 | 1 | 7,2 | 3,5 |
| I.E.S. GRAN CANARIA | 5 | 1 | 6,44 | 2,8 |
| I.E.S. GRAN TARAJAL | 3 | 1 | 5,133 | 5 |
| I.E.S. GUANARTEME | 17 | 4 | 7,106 | 5,95 |
| I.E.S. GUÍA | 22 | 2 | 6,914 | 6,3 |
| I.E.S. HARÍA | 4 | 0 | 6,325 | 0 |
| I.E.S. INGENIO | 6 | 6 | 7,867 | 7,15 |
| I.E.S. ISABEL DE ESPAÑA | 21 | 12 | 6,048 | 5,558 |
| I.E.S. JANDÍA | 10 | 2 | 4,76 | 4,5 |
| I.E.S. JINAMAR II | 4 | 0 | 5,075 | 0 |
| I.E.S. JOAQUÍN ARTILES | 15 | 9 | 6,147 | 5,089 |
| I.E.S. JOSÉ ARENCIBIA GIL | 15 | 14 | 6,84 | 6,443 |
| I.E.S. JOSÉ SARAMAGO | 7 | 0 | 4,743 | 0 |
| I.E.S. JOSÉ ZERPA | 6 | 0 | 7,317 | 0 |
| I.E.S. LA ISLETA | 8 | 5 | 6,175 | 4,98 |
| I.E.S. LA MINILLA | 18 | 5 | 6,078 | 6,74 |
| I.E.S. LA OLIVA | 9 | 3 | 4,922 | 3,067 |
| I.E.S. LAS SALINAS | 1 | 1 | 3 | 5 |
| I.E.S. LILA | 1 | 1 | 8,5 | 4 |
| I.E.S. LOMO APOLINARIO | 7 | 3 | 4 | 6 |
| I.E.S. LOMO DE LA HERRADURA | 4 | 0 | 8,55 | 0 |
| I.E.S. LOS TARAHALES | 3 | 2 | 8,067 | 4,8 |
| I.E.S. MESA Y LÓPEZ | 4 | 2 | 6,35 | 4,3 |
| I.E.S. NUEVA ISLETA TONY GALLARDO | 2 | 0 | 5,05 | 0 |
| I.E.S. PABLO MONTESINO | 1 | 0 | 3,7 | 0 |
| I.E.S. PÉREZ GALDÓS | 26 | 6 | 5,396 | 6,06 |
| I.E.S. POLITÉCNICO | 30 | 6 | 6,76 | 5,867 |
| I.E.S. PRIMERO DE MAYO | 0 | 1 | 0 | 6 |
| I.E.S. PROFESOR ANTONIO CABRERA PÉREZ | 5 | 0 | 6,18 | 0 |
| I.E.S. PROFESOR JUAN PULIDO CASTRO | 15 | 9 | 6,713 | 5,967 |
| I.E.S. PUERTO DEL ROSARIO | 9 | 11 | 7,444 | 6 |
| I.E.S. ROQUE AMAGRO | 8 | 2 | 7,175 | 5,15 |
| I.E.S. SAN BARTOLOMÉ | 7 | 1 | 7,343 | 5,1 |
| I.E.S. SAN CRISTÓBAL | 3 | 1 | 6,5 | 2,8 |
| I.E.S. SAN DIEGO DE ALCALÁ | 20 | 7 | 5,975 | 6,257 |
| I.E.S. SAN NICOLÁS DE TOLENTINO | 14 | 6 | 6,85 | 4,967 |
| I.E.S. SANTA BRÍGIDA | 9 | 4 | 5,489 | 5,325 |
| I.E.S. SANTA LUCÍA | 10 | 0 | 8,1 | 0 |
| I.E.S. SANTA MARÍA DE GUÍA | 5 | 2 | 3,7 | 5,65 |

| | | | | |
|------------------------------|-------------|------------|--------------|--------------|
| I.E.S. SANTA TERESA DE JESÚS | 19 | 2 | 6,726 | 6,3 |
| I.E.S. SANTIAGO SANTANA DÍAZ | 10 | 5 | 7,52 | 6,72 |
| I.E.S. SANTO TOMÁS DE AQUINO | 14 | 4 | 5,821 | 3,425 |
| I.E.S. SAULO TORÓN | 6 | 7 | 4,9 | 4,686 |
| I.E.S. SCHAMANN | 5 | 0 | 7,5 | 0 |
| I.E.S. SIETE PALMAS | 3 | 5 | 5,333 | 5,52 |
| I.E.S. TAFIRA | 6 | 1 | 5,7 | 6,6 |
| I.E.S. TÁMARA | 5 | 6 | 5,22 | 5,883 |
| I.E.S. TAMARACEITE | 7 | 3 | 5,171 | 4,5 |
| I.E.S. TEGUISE | 9 | 1 | 7,689 | 7,3 |
| I.E.S. TEROR | 6 | 3 | 8,15 | 7 |
| I.E.S. TIAS | 9 | 2 | 6,2 | 5,9 |
| I.E.S. TINAJO | 3 | 2 | 8 | 5,25 |
| I.E.S. TOMÁS MORALES | 17 | 8 | 5,971 | 5,513 |
| I.E.S. VALSEQUILLO | 13 | 5 | 5,977 | 4,26 |
| I.E.S. VECINDARIO | 17 | 6 | 5,194 | 5,133 |
| I.E.S. VEGA DE SAN JOSÉ | 3 | 0 | 3,4 | 0 |
| I.E.S. VEGA DE SAN MATEO | 7 | 3 | 5,571 | 4,833 |
| I.E.S. VIGÁN | 7 | 3 | 6,414 | 4,567 |
| I.E.S. VILLA DE FIRGAS | 2 | 4 | 7,15 | 4,325 |
| I.E.S. YAIZA | 10 | 4 | 7,56 | 6,75 |
| I.E.S. ZONZAMAS | 7 | 1 | 7,071 | 9 |
| TRIBUNAL FUERTEVENTURA | 2 | 2 | 2,5 | 4,15 |
| TRIBUNAL LANZAROTE | 1 | 2 | 5 | 5,9 |
| TRIBUNAL LAS PALMAS | 27 | 15 | 5,561 | 5,05 |
| TRIBUNAL NORTE | 3 | 1 | 6,133 | 8,1 |
| TRIBUNAL SUR | 7 | 2 | 4,629 | 5,75 |
| TRIBUNAL TELDE | 2 | 5 | 2,3 | 3,633 |
| Suma | 1027 | 372 | 6,300 | 5,405 |

| CORRECTORES | Nº Alumnos | | Nota media P.A.U. | |
|-------------|-------------|------------|-------------------|------------|
| | Junio | Septiembre | Junio | Septiembre |
| 1 | 144 | 72 | 5,791 | 4,747 |
| 2 | 144 | 71 | 6,11 | 6,275 |
| 3 | 146 | 73 | 6,584 | 5,372 |
| 4 | 144 | 71 | 6,472 | 5,213 |
| 5 | 144 | 72 | 6,463 | 5,504 |
| 6 | 143 | 0 | 6,213 | 0 |
| 14 | 145 | 0 | 6,549 | 0 |
| 30 | 2 | 1 | 0 | 0 |
| N.P. | 15 | 12 | 0 | 0 |
| Suma | 1027 | 372 | 0 | 0 |

| | Total | | Total | |
|----------------------|-------|------------|-------|------------|
| | % | | % | |
| | Junio | Septiembre | Junio | Septiembre |
| Nº de exámenes | 1027 | | 372 | |
| Nota media | 7,071 | | 9,000 | |
| Nº de aprobados | 6,300 | 0,61% | 5,405 | 1,45% |
| Nº de suspendidos | 166 | 16,16% | 98 | 26,34% |
| Nº de no presentados | 15 | 1,46% | 12 | 3,23% |



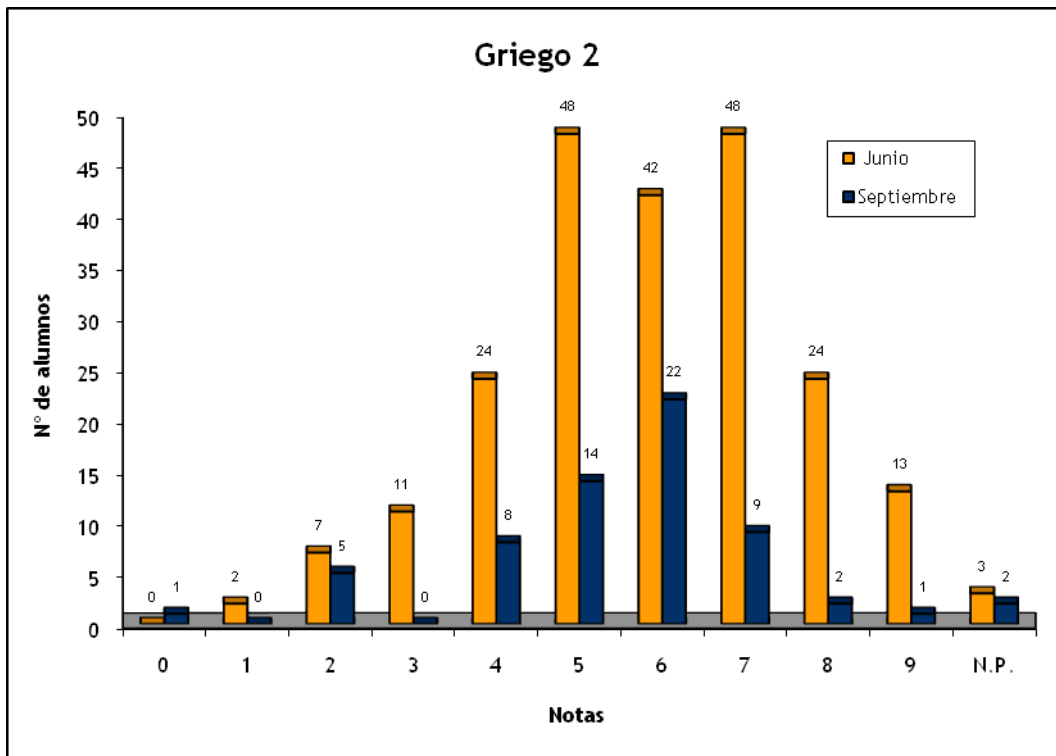
GRIEGO 2: CONVOCATORIAS JUNIO Y SEPTIEMBRE 2008

| | Nº de Alumnos | | Nota media P.A.U. | |
|--|---------------|------------|-------------------|------------|
| | Junio | Septiembre | Junio | Septiembre |
| CAEPA ECCA | 0 | 1 | 0 | 6 |
| CEAD PROFESOR FÉLIX PÉREZ PARRILLA | 0 | 2 | 0 | 3,75 |
| COLEGIO NTRA. SRA. DEL PILAR | 5 | 1 | 6,24 | 4 |
| COLEGIO SAGRADO CORAZÓN | 0 | 1 | 0 | 7,8 |
| COLEGIO SALESIANO SAGRADO CORAZÓN | 2 | 0 | 5,25 | 0 |
| I.B.A.D. (Vecindario) | 0 | 1 | 0 | 4 |
| I.E.S. JOSÉ FRUGONI PÉREZ | 1 | 1 | 3 | 5 |
| I.E.S. AGAETE | 3 | 3 | 6,167 | 6,433 |
| I.E.S. AGUSTÍN ESPINOSA | 6 | 1 | 4,667 | 4,5 |
| I.E.S. ALONSO QUESADA | 9 | 2 | 5,5 | 5,95 |
| I.E.S. AMURGA | 1 | 1 | 6,6 | 6,5 |
| I.E.S. ARGUINEGUÍN | 1 | 0 | 4,5 | 0 |
| I.E.S. ARRECIFE | 1 | 1 | 4,5 | 7 |
| I.E.S. ARUCAS-DOMINGO RIVERO | 4 | 0 | 5,375 | 0 |
| I.E.S. BAÑADEROS | 3 | 0 | 8,333 | 0 |
| I.E.S. BLAS CABRERA FELIPE (LANZAROTE) | 1 | 1 | 3,5 | 6 |
| I.E.S. CAIRASCO DE FIGUEROA | 6 | 3 | 6,95 | 6,5 |
| I.E.S. CARRIZAL | 7 | 0 | 7,157 | 0 |
| I.E.S. CASAS NUEVAS | 5 | 1 | 7,68 | 5,5 |
| I.E.S. CÉSAR MANRIQUE | 3 | 0 | 7,5 | 0 |
| I.E.S. CORRALEJO | 4 | 0 | 6,775 | 0 |
| I.E.S. CRUCE DE ARINAGA | 2 | 2 | 7 | 6,25 |
| I.E.S. EL CALERO | 4 | 2 | 6,625 | 6,65 |
| I.E.S. EL DOCTORAL | 1 | 1 | 4,3 | 4,5 |
| I.E.S. FARO DE MASPALOMAS | 5 | 4 | 4,625 | 3 |
| I.E.S. GRAN CANARIA | 3 | 0 | 6,167 | 0 |
| I.E.S. GUÍA | 4 | 0 | 7,325 | 0 |
| I.E.S. HARÍA | 3 | 0 | 8,333 | 0 |
| I.E.S. INGENIO | 3 | 0 | 6,033 | 0 |
| I.E.S. ISABEL DE ESPAÑA | 12 | 3 | 6,458 | 5,933 |
| I.E.S. JANDÍA | 3 | 0 | 5,567 | 0 |
| I.E.S. JINAMAR II | 6 | 1 | 6,25 | 9,5 |
| I.E.S. JOAQUÍN ARTILES | 5 | 1 | 4,48 | 7 |
| I.E.S. JOSÉ ARENCIBIA GIL | 6 | 2 | 6,433 | 5 |
| I.E.S. JOSÉ SARAMAGO | 5 | 0 | 6,66 | 0 |
| I.E.S. LA ISLETA | 1 | 0 | 5,5 | 0 |
| I.E.S. LA MINILLA | 3 | 0 | 7 | 0 |
| I.E.S. MESA Y LÓPEZ | 5 | 2 | 5,8 | 7,75 |
| I.E.S. NUEVA ISLETA TONY GALLARDO | 2 | 1 | 3,25 | 2,5 |
| I.E.S. PABLO MONTESINO | 3 | 2 | 5,233 | 6,25 |

| | | | | |
|---------------------------------------|------------|-----------|--------------|-------------|
| I.E.S. PÉREZ GALDÓS | 9 | 4 | 4,433 | 5 |
| I.E.S. PROFESOR ANTONIO CABRERA PÉREZ | 3 | 2 | 6,833 | 5,4 |
| I.E.S. PROFESOR JUAN PULIDO CASTRO | 6 | 0 | 7 | 0 |
| I.E.S. SAN DIEGO DE ALCALÁ | 6 | 0 | 5,917 | 0 |
| I.E.S. SAN NICOLÁS DE TOLENTINO | 3 | 0 | 7,267 | 0 |
| I.E.S. SANTA LUCÍA | 5 | 0 | 7 | 0 |
| I.E.S. SANTA MARÍA DE GUÍA | 2 | 0 | 7,5 | 0 |
| I.E.S. SANTA TERESA DE JESÚS | 5 | 1 | 5,96 | 6,2 |
| I.E.S. SANTIAGO SANTANA DÍAZ | 5 | 2 | 5,88 | 4,75 |
| I.E.S. SANTO TOMÁS DE AQUINO | 3 | 0 | 8 | 0 |
| I.E.S. SAULO TORÓN | 3 | 0 | 5,667 | 0 |
| I.E.S. SCHAMANN | 3 | 2 | 4,1 | 4,5 |
| I.E.S. SIETE PALMAS | 1 | 1 | 5,5 | 6,7 |
| I.E.S. TAFIRA | 3 | 0 | 7,667 | 0 |
| I.E.S. TEGUISE | 2 | 1 | 6,5 | 6,5 |
| I.E.S. TEROR | 1 | 5 | 5 | 6,2 |
| I.E.S. TIAS | 1 | 0 | 8 | 0 |
| I.E.S. TOMÁS MORALES | 4 | 1 | 5,75 | 5,5 |
| I.E.S. VECINDARIO | 5 | 0 | 5,24 | 0 |
| I.E.S. VEGA DE SAN JOSÉ | 4 | 0 | 6,45 | 0 |
| I.E.S. VEGA DE SAN MATEO | 3 | 1 | 9,233 | 7 |
| TRIBUNAL LAS PALMAS | 2 | 2 | 3,75 | 4,5 |
| TRIBUNAL SUR | 4 | 1 | 3,167 | 0 |
| TRIBUNAL TELDE | 1 | 0 | 0 | 0 |
| Suma | 222 | 64 | 6,121 | 5,61 |

| CORRECTORES | Nº Alumnos | | Nota media P. A. U. | |
|-------------|------------|------------|---------------------|------------|
| | Junio | Septiembre | Junio | Septiembre |
| 1 | 55 | 31 | 5,64 | 4,932 |
| 2 | 55 | 31 | 6,1 | 6,287 |
| 3 | 55 | 0 | 6,053 | 0 |
| 4 | 54 | 0 | 6,7 | 0 |
| N.P. | 3 | 2 | 0 | 0 |
| Suma | 222 | 64 | 0 | 0 |

| | Total | | Total | |
|----------------------|-------|--------|------------|--------|
| | Junio | % | Septiembre | % |
| Nº de exámenes | 222 | | 64 | |
| Nota media | 6,121 | | 5,61 | |
| Nº de aprobados | 175 | 78,83% | 48 | 75,00% |
| Nº de suspendidos | 44 | 19,82% | 14 | 21,88% |
| Nº de no presentados | 3 | 1,35% | 2 | 3,13% |



HISTORIA: CONVOCATORIAS JUNIO Y SEPTIEMBRE 2008

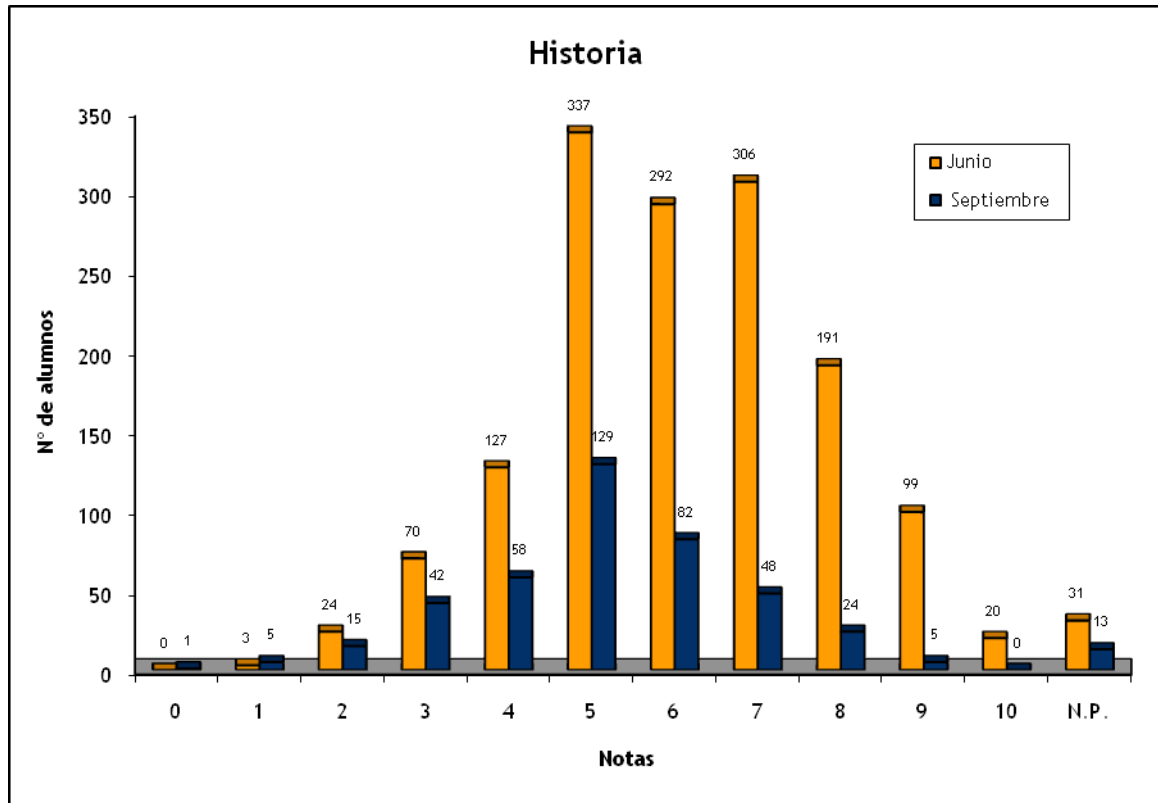
| | Nº de Alumnos | | Nota media P.A.U. | |
|---|---------------|------------|-------------------|------------|
| | Junio | Septiembre | Junio | Septiembre |
| ALUMNOS EXTRANJEROS | 7 | 1 | 2,875 | 0 |
| CAEPA ECCA | 6 | 4 | 5,033 | 5,125 |
| CEAD PROFESOR FÉLIX PÉREZ PARRILLA | 15 | 14 | 5,429 | 5,607 |
| CENTRO DE ENSEÑANZA NORTEAMERICANO | 7 | 0 | 6,714 | 0 |
| CENTRO PRIVADO ANITA CONRAD | 3 | 0 | 7,167 | 0 |
| CENTRO PRIVADO SANTA TERESA DE JESÚS | 34 | 3 | 6,418 | 4,533 |
| COLEGIO ALMA'S MASPALOMAS | 22 | 2 | 6,659 | 5,5 |
| COLEGIO ARENAS INTERNACIONAL | 17 | 3 | 6,3 | 6 |
| COLEGIO ARENAS SUR | 9 | 0 | 7,111 | 0 |
| COLEGIO ARENAS-ATLÁNTICO | 8 | 1 | 6,786 | 4 |
| COLEGIO GAROÉ | 12 | 9 | 5,333 | 5,144 |
| COLEGIO GUAYDIL | 25 | 1 | 6,196 | 3 |
| COLEGIO HEIDELBERG | 53 | 2 | 6,546 | 4 |
| COLEGIO HISPANO INGLÉS | 3 | 0 | 8,167 | 0 |
| COLEGIO JAIME BALMES | 1 | 1 | 5 | 4 |
| COLEGIO NTRA. SRA. DEL PILAR | 16 | 1 | 6,781 | 6 |
| COLEGIO SAGRADO CORAZÓN | 8 | 1 | 5,5 | 6,5 |
| COLEGIO SALESIANO SAGRADO CORAZÓN | 16 | 3 | 6,719 | 5,467 |
| COLEGIO SAN ANTONIO M ^o CLARET | 73 | 17 | 6,785 | 6,553 |
| COLEGIO SAN IGNACIO DE LOYOLA | 7 | 2 | 6,1 | 6,35 |
| COLEGIO SANTA CATALINA | 21 | 12 | 5,429 | 5,267 |
| COLEGIO SANTA ISABEL DE HUNGRÍA | 47 | 16 | 5,517 | 5,288 |
| E.A.A. Y O.A. PANCHO LASSO | 4 | 3 | 3,667 | 2,2 |
| ESCUELA DE ARTE GRAN CANARIA | 37 | 17 | 5,997 | 3,941 |
| I.B.A.D. (Vecindario) | 5 | 3 | 5,2 | 3,667 |
| I.E.S. JOSÉ FRUGONI PÉREZ | 12 | 1 | 7,408 | 4 |
| I.E.S. AGAETE | 11 | 2 | 5,727 | 6,4 |
| I.E.S. AGUSTÍN ESPINOSA | 22 | 6 | 6,024 | 4,717 |
| I.E.S. ALONSO QUESADA | 21 | 8 | 5,5 | 4,863 |
| I.E.S. AMURGA | 24 | 7 | 6,721 | 4,5 |
| I.E.S. ARGUINEGUÍN | 16 | 4 | 6 | 4,25 |
| I.E.S. ARRECIFE | 5 | 3 | 5,66 | 6,367 |
| I.E.S. ARUCAS-DOMINGO RIVERO | 6 | 3 | 7,083 | 5,333 |
| I.E.S. BAÑADEROS | 2 | 2 | 7 | 4,5 |
| I.E.S. BLAS CABRERA FELIPE (LANZAROTE) | 10 | 2 | 6,3 | 5,65 |
| I.E.S. CAIRASCO DE FIGUEROA | 9 | 1 | 6,667 | 5,5 |
| I.E.S. CARRIZAL | 6 | 3 | 5,55 | 5,333 |
| I.E.S. CASAS NUEVAS | 19 | 8 | 7,232 | 5 |
| I.E.S. CÉSAR MANRIQUE | 14 | 3 | 6,329 | 5,167 |
| I.E.S. CORRALEJO | 22 | 1 | 6,1 | 5,3 |

| | | | | |
|---------------------------------------|----|----|-------|-------|
| I.E.S. CRUCE DE ARINAGA | 14 | 2 | 6,321 | 3,75 |
| I.E.S. CRUZ DE PIEDRA | 4 | 5 | 6,975 | 4,36 |
| I.E.S. DOMINGO RIVERO | 1 | 0 | 7,5 | 0 |
| I.E.S. EL CALERO | 9 | 1 | 7 | 8,5 |
| I.E.S. EL DOCTORAL | 6 | 6 | 6,333 | 5,467 |
| I.E.S. EL RINCÓN | 12 | 2 | 6,375 | 5,25 |
| I.E.S. FARO DE MASPALOMAS | 11 | 1 | 6,318 | 5,5 |
| I.E.S. FELO MONZÓN GRAU BASSAS | 6 | 0 | 6,15 | 0 |
| I.E.S. FERIA DEL ATLÁNTICO | 5 | 0 | 5,64 | 0 |
| I.E.S. FERNANDO SAGASETA | 1 | 1 | 0 | 6,5 |
| I.E.S. GRAN CANARIA | 5 | 0 | 7,4 | 0 |
| I.E.S. GRAN TARAJAL | 8 | 3 | 7,125 | 7,267 |
| I.E.S. GUANARTEME | 42 | 6 | 6,733 | 5,75 |
| I.E.S. GUÍA | 40 | 6 | 6,853 | 5,05 |
| I.E.S. .HARÍA | 6 | 0 | 6,117 | 0 |
| I.E.S. INGENIO | 41 | 8 | 7,129 | 6,875 |
| I.E.S. ISABEL DE ESPAÑA | 30 | 13 | 6,07 | 5,577 |
| I.E.S. JANDÍA | 1 | 0 | 3,5 | 0 |
| I.E.S. JOAQUÍN ARTILES | 12 | 3 | 6,525 | 4,333 |
| I.E.S. JOSÉ ARENCIBIA GIL | 45 | 21 | 6,684 | 5,6 |
| I.E.S. LA ISLETA | 10 | 2 | 5,41 | 5,4 |
| I.E.S. LA MINILLA | 14 | 9 | 7,386 | 5,4 |
| I.E.S. LOMO APOLINARIO | 13 | 3 | 4,692 | 3,833 |
| I.E.S. LOMO DE LA HERRADURA | 8 | 2 | 8,013 | 5 |
| I.E.S. LOS TARAHALES | 1 | 0 | 8 | 0 |
| I.E.S. MESA Y LÓPEZ | 19 | 3 | 6,079 | 6,667 |
| I.E.S. NUEVA ISLETA TONY GALLARDO | 10 | 3 | 5,63 | 4,667 |
| I.E.S. PABLO MONTESINO | 4 | 2 | 5,5 | 6,4 |
| I.E.S. PÉREZ GALDÓS | 26 | 2 | 5,915 | 6,75 |
| I.E.S. POLITÉCNICO | 50 | 7 | 6,73 | 5,871 |
| I.E.S. PRIMERO DE MAYO | 3 | 0 | 5,767 | 0 |
| I.E.S. PROFESOR ANTONIO CABRERA PÉREZ | 1 | 2 | 5 | 5 |
| I.E.S. PROFESOR JUAN PULIDO CASTRO | 26 | 9 | 7,154 | 5,444 |
| I.E.S. PUERTO DEL ROSARIO | 4 | 4 | 4,125 | 4,275 |
| I.E.S. ROQUE AMAGRO | 28 | 8 | 6,314 | 6,625 |
| I.E.S. SAN BARTOLOMÉ | 4 | 0 | 4,925 | 0 |
| I.E.S. SAN CRISTÓBAL | 5 | 1 | 6,02 | 7 |
| I.E.S. SAN DIEGO DE ALCALÁ | 11 | 9 | 5,845 | 5,333 |
| I.E.S. SAN NICOLÁS DE TOLENTINO | 6 | 1 | 6,833 | 4 |
| I.E.S. SANTA BRÍGIDA | 14 | 5 | 5,414 | 4,36 |
| I.E.S. SANTA LUCÍA | 8 | 1 | 7,013 | 7,5 |
| I.E.S. SANTA MARÍA DE GUÍA | 0 | 1 | 0 | 5 |
| I.E.S. SANTA TERESA DE JESÚS | 11 | 7 | 6,382 | 4,514 |
| I.E.S. SANTIAGO SANTANA DÍAZ | 2 | 3 | 6,9 | 6,5 |
| I.E.S. SANTO TOMÁS DE AQUINO | 10 | 3 | 5,63 | 5,2 |

| | | | | |
|--------------------------|-------------|------------|--------------|--------------|
| I.E.S. SAULO TORÓN | 22 | 4 | 5,976 | 4,125 |
| I.E.S. SCHAMANN | 1 | 0 | 7 | 0 |
| I.E.S. SIETE PALMAS | 2 | 2 | 4,1 | 6,75 |
| I.E.S. TAFIRA | 21 | 3 | 6,495 | 6,1 |
| I.E.S. TÁMARA | 9 | 1 | 7,922 | 6,5 |
| I.E.S. TAMARACEITE | 20 | 1 | 7,705 | 5,7 |
| I.E.S. TIAS | 8 | 2 | 6,488 | 5,9 |
| I.E.S. TINAJO | 3 | 0 | 6,4 | 0 |
| I.E.S. TOMÁS MORALES | 31 | 10 | 6,213 | 6,33 |
| I.E.S. VALSEQUILLO | 6 | 4 | 6,8 | 5,625 |
| I.E.S. VECINDARIO | 3 | 1 | 5 | 4,3 |
| I.E.S. VEGA DE SAN JOSÉ | 8 | 1 | 5,875 | 4,5 |
| I.E.S. VEGA DE SAN MATEO | 27 | 11 | 7,163 | 5,355 |
| I.E.S. VIGÁN | 4 | 1 | 7,125 | 5 |
| I.E.S. ZONZAMAS | 15 | 2 | 5,853 | 5,75 |
| TRIBUNAL FUERTEVENTURA | 7 | 4 | 4,3 | 5 |
| TRIBUNAL LANZAROTE | 8 | 7 | 3,383 | 4,567 |
| TRIBUNAL LAS PALMAS | 44 | 21 | 5,397 | 6,133 |
| TRIBUNAL NORTE | 3 | 3 | 5,167 | 6,9 |
| TRIBUNAL SUR | 10 | 5 | 5,35 | 6 |
| TRIBUNAL TELDE | 6 | 4 | 7,083 | 4,667 |
| Suma | 1500 | 422 | 6,330 | 5,373 |

| CORRECTORES | Nº Alumnos | | Nota media P.A.U. | |
|-------------|-------------|------------|-------------------|------------|
| | Junio | Septiembre | Junio | Septiembre |
| 1 | 147 | 43 | 6,11 | 4,244 |
| 2 | 150 | 50 | 5,518 | 5,332 |
| 3 | 147 | 43 | 5,837 | 5,233 |
| 4 | 147 | 50 | 7,116 | 6,092 |
| 5 | 145 | 35 | 6,71 | 5,549 |
| 6 | 155 | 50 | 6,274 | 5,17 |
| 7 | 139 | 50 | 6,831 | 5,61 |
| 8 | 146 | 42 | 7,204 | 4,798 |
| 9 | 141 | 0 | 5,399 | 0 |
| 10 | 146 | 45 | 6,363 | 6,313 |
| 11 | 6 | 0 | 5,333 | 0 |
| 30 | 0 | 1 | 0 | 0 |
| N.P. | 31 | 13 | 0 | 0 |
| Suma | 1500 | 422 | 0 | 0 |

| | Total | | Total | |
|----------------------|-------|--------|------------|--------|
| | % | | % | |
| | Junio | | Septiembre | |
| Nº de exámenes | 1500 | | 422 | |
| Nota media | 6,330 | | 5,373 | |
| Nº de aprobados | 1245 | 83,00% | 288 | 68,25% |
| Nº de suspendidos | 224 | 14,93% | 121 | 28,67% |
| Nº de no presentados | 31 | 2,07% | 13 | 3,08% |

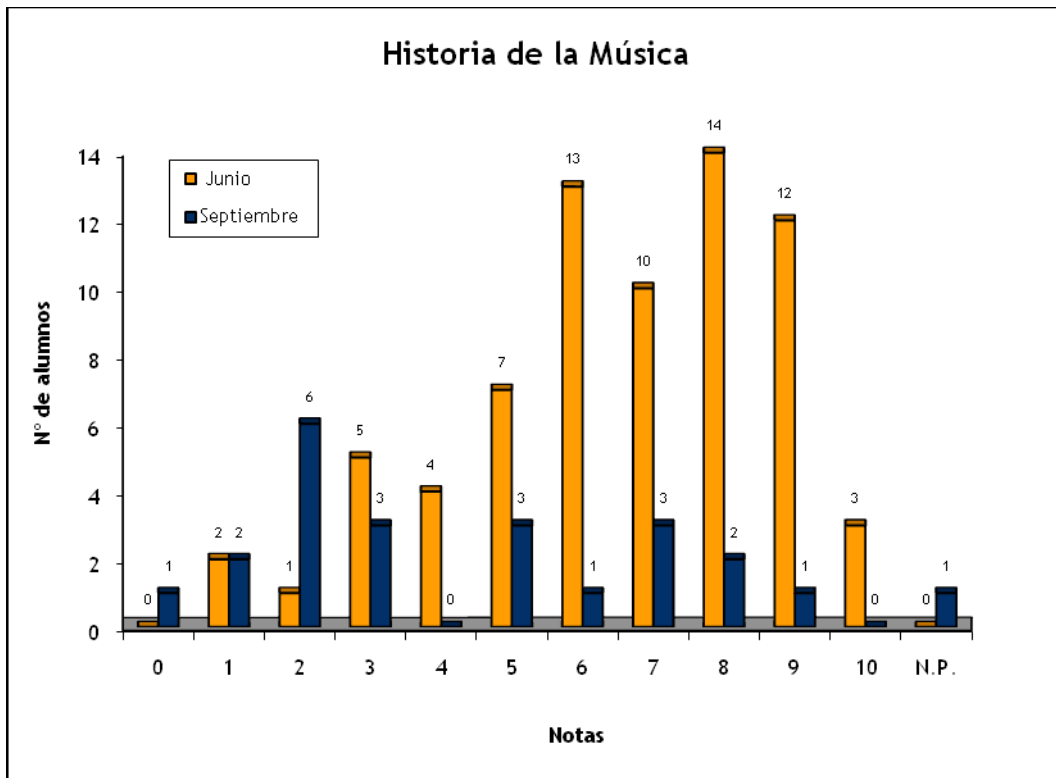


HISTORIA DE LA MÚSICA: CONVOCATORIAS JUNIO Y SEPTIEMBRE 2008

| | Nº de Alumnos | | Nota media P.A.U. | |
|------------------------------------|---------------|------------|-------------------|------------|
| | Junio | Septiembre | Junio | Septiembre |
| CEAD PROFESOR FÉLIX PÉREZ PARRILLA | 0 | 1 | 0 | 0,8 |
| I.E.S. JOSÉ FRUGONI PÉREZ | 6 | 4 | 6,1 | 5,25 |
| I.E.S. ALONSO QUESADA | 1 | 0 | 3,9 | 0 |
| I.E.S. ARGUINEGUÍN | 5 | 2 | 7,96 | 2,6 |
| I.E.S. CASAS NUEVAS | 0 | 1 | 0 | 0 |
| I.E.S. CRUCE DE ARINAGA | 2 | 0 | 7,7 | 0 |
| I.E.S. FARO DE MASPALOMAS | 12 | 3 | 7,092 | 4,167 |
| I.E.S. FELO MONZÓN GRAU BASSAS | 11 | 2 | 7,955 | 6,6 |
| I.E.S. PRIMERO DE MAYO | 5 | 0 | 7,8 | 0 |
| I.E.S. ROQUE AMAGRO | 4 | 3 | 9,625 | 6,6 |
| I.E.S. SANTO TOMÁS DE AQUINO | 3 | 1 | 6,467 | 7 |
| I.E.S. SAULO TORÓN | 2 | 1 | 7,85 | 2,2 |
| I.E.S. SIETE PALMAS | 4 | 2 | 4,8 | 4,1 |
| I.E.S. TAFIRA | 2 | 0 | 6,1 | 0 |
| I.E.S. TAMARACEITE | 6 | 0 | 6,867 | 0 |
| I.E.S. VEGA DE SAN MATEO | 6 | 2 | 5,967 | 2,1 |
| TRIBUNAL FUERTEVENTURA | 1 | 0 | 1,8 | 0 |
| TRIBUNAL LAS PALMAS | 1 | 1 | 6,9 | 2,7 |
| Suma | 71 | 23 | 7,014 | 4,4 |

| CORRECTORES | Nº Alumnos | | Nota media P.A.U. | |
|-------------|------------|------------|-------------------|------------|
| | Junio | Septiembre | Junio | Septiembre |
| 1 | 36 | 22 | 7,361 | 4,4 |
| 2 | 35 | 0 | 6,657 | 0 |
| N.P. | 0 | 1 | 0 | 0 |
| Suma | 71 | 23 | 0 | 0 |

| | Total | | Total | |
|----------------------|-------|------------|--------|------------|
| | Junio | Septiembre | Junio | Septiembre |
| Nº de exámenes | 71 | 23 | | |
| Nota media | 7,014 | 4,4 | | |
| Nº de aprobados | 59 | 10 | 83,10% | 43,48% |
| Nº de suspendidos | 12 | 12 | 16,90% | 52,17% |
| Nº de no presentados | 0 | 1 | 0,00% | 4,35% |



HISTORIA DEL ARTE: CONVOCATORIAS JUNIO Y SEPTIEMBRE 2007

| | Nº de Alumnos | | Nota media P.A.U. | |
|---|---------------|------------|-------------------|------------|
| | Junio | Septiembre | Junio | Septiembre |
| ALUMNOS EXTRANJEROS | 3 | 1 | 4,85 | 0 |
| CAEPA ECCA | 4 | 2 | 5,275 | 7,4 |
| CEAD PROFESOR FÉLIX PÉREZ PARRILLA | 5 | 10 | 5,54 | 5,32 |
| CENTRO PRIVADO ANITA CONRAD | 1 | 0 | 6,2 | 0 |
| COLEGIO ARENAS INTERNACIONAL | 6 | 0 | 7,583 | 0 |
| COLEGIO ARENAS SUR | 4 | 1 | 7,775 | 5,9 |
| COLEGIO GAROÉ | 4 | 2 | 7,675 | 6,8 |
| COLEGIO GUAYDIL | 14 | 1 | 7,443 | 6,4 |
| COLEGIO JAIME BALMES | 2 | 4 | 2,4 | 3,7 |
| COLEGIO NTRA. SRA. DEL PILAR | 11 | 1 | 7,655 | 6,6 |
| COLEGIO SAGRADO CORAZÓN | 4 | 1 | 6,825 | 1,5 |
| COLEGIO SALESIANO SAGRADO CORAZÓN | 10 | 2 | 7,21 | 8,35 |
| COLEGIO SAN ANTONIO M ^o CLARET | 25 | 4 | 7,02 | 7,4 |
| COLEGIO SAN IGNACIO DE LOYOLA | 8 | 0 | 7,613 | 0 |
| COLEGIO SANTA CATALINA | 4 | 6 | 6,275 | 5,017 |
| COLEGIO SANTA ISABEL DE HUNGRÍA | 15 | 4 | 6,267 | 7,575 |
| E.A.A. Y O.A. PANCHO LASSO | 13 | 8 | 6,475 | 4,788 |
| ESCUELA DE ARTE GRAN CANARIA | 86 | 42 | 6,579 | 4,762 |
| I.B.A.D. (Vecindario) | 0 | 1 | 0 | 3 |
| I.E.S. JOSÉ FRUGONI PÉREZ | 9 | 2 | 5,633 | 1,9 |
| I.E.S. AGAETE | 10 | 5 | 5,34 | 3,88 |
| I.E.S. AGUSTÍN ESPINOSA | 12 | 2 | 6,175 | 5,25 |
| I.E.S. ALONSO QUESADA | 19 | 2 | 6,905 | 4,75 |
| I.E.S. AMURGA | 5 | 3 | 5,6 | 8,25 |
| I.E.S. ARGUINEGUÍN | 5 | 1 | 7,62 | 7,6 |
| I.E.S. ARRECIFE | 1 | 1 | 6,3 | 9,2 |
| I.E.S. ARUCAS-DOMINGO RIVERO | 11 | 6 | 7,091 | 4,3 |
| I.E.S. BAÑADEROS | 5 | 0 | 6,76 | 0 |
| I.E.S. BLAS CABRERA FELIPE (LANZAROTE) | 3 | 3 | 5,4 | 4,667 |
| I.E.S. CAIRASCO DE FIGUEROA | 6 | 3 | 6 | 5 |
| I.E.S. CARRIZAL | 11 | 1 | 7,818 | 4,7 |
| I.E.S. CASAS NUEVAS | 11 | 4 | 7,882 | 6,267 |
| I.E.S. CÉSAR MANRIQUE | 6 | 0 | 7,05 | 0 |
| I.E.S. CORRALEJO | 9 | 0 | 7,222 | 0 |
| I.E.S. CRUCE DE ARINAGA | 2 | 2 | 5,75 | 5,5 |
| I.E.S. CRUZ DE PIEDRA | 2 | 3 | 6 | 5,3 |
| I.E.S. EL CALERO | 4 | 2 | 5,15 | 4,95 |
| I.E.S. EL DOCTORAL | 2 | 5 | 9,6 | 7,02 |
| I.E.S. EL RINCÓN | 3 | 0 | 5,567 | 0 |
| I.E.S. FARO DE MASPALOMAS | 14 | 7 | 6,2 | 4,686 |

| | | | | |
|---------------------------------------|----|----|-------|-------|
| I.E.S. FELO MONZÓN GRAU BASSAS | 5 | 1 | 4,56 | 4,6 |
| I.E.S. FERNANDO SAGASETA | 1 | 1 | 4,4 | 5,8 |
| I.E.S. GRAN CANARIA | 3 | 1 | 7,333 | 7,5 |
| I.E.S. GRAN TARAJAL | 8 | 1 | 4,288 | 2 |
| I.E.S. GUANARTEME | 4 | 4 | 6,075 | 5,525 |
| I.E.S. GUÍA | 6 | 1 | 7,8 | 3,8 |
| I.E.S. HARÍA | 4 | 0 | 4,575 | 0 |
| I.E.S. INGENIO | 7 | 0 | 6,257 | 0 |
| I.E.S. ISABEL DE ESPAÑA | 18 | 5 | 6,422 | 4,84 |
| I.E.S. JANDÍA | 7 | 2 | 5,029 | 1,7 |
| I.E.S. JINAMAR II | 5 | 1 | 5,76 | 4,6 |
| I.E.S. JOAQUÍN ARTILES | 10 | 7 | 5,72 | 5,586 |
| I.E.S. JOSÉ ARENCIBIA GIL | 14 | 10 | 6,579 | 5,722 |
| I.E.S. JOSÉ SARAMAGO | 7 | 0 | 5,357 | 0 |
| I.E.S. JOSÉ ZERPA | 5 | 0 | 5,76 | 0 |
| I.E.S. LA ISLETA | 2 | 0 | 7,5 | 0 |
| I.E.S. LA MINILLA | 12 | 2 | 5,95 | 7,35 |
| I.E.S. LAS SALINAS | 1 | 1 | 1,5 | 0,1 |
| I.E.S. LOMO APOLINARIO | 3 | 0 | 6 | 0 |
| I.E.S. LOMO DE LA HERRADURA | 2 | 0 | 4,1 | 0 |
| I.E.S. LOS TARAHALES | 4 | 1 | 7,9 | 8,2 |
| I.E.S. MESA Y LÓPEZ | 9 | 2 | 5,9 | 7,05 |
| I.E.S. NUEVA ISLETA TONY GALLARDO | 12 | 3 | 4,3 | 2,733 |
| I.E.S. PABLO MONTESINO | 3 | 2 | 4,867 | 4,5 |
| I.E.S. PÉREZ GALDÓS | 16 | 6 | 5,693 | 3,14 |
| I.E.S. POLITÉCNICO | 4 | 1 | 7,125 | 6 |
| I.E.S. PRIMERO DE MAYO | 5 | 0 | 7,08 | 0 |
| I.E.S. PROFESOR ANTONIO CABRERA PÉREZ | 7 | 2 | 6,3 | 3,8 |
| I.E.S. PROFESOR JUAN PULIDO CASTRO | 12 | 2 | 7,608 | 4,3 |
| I.E.S. PUERTO DEL ROSARIO | 4 | 1 | 6,275 | 2,6 |
| I.E.S. ROQUE AMAGRO | 4 | 2 | 6,4 | 3,95 |
| I.E.S. SAN BARTOLOMÉ | 5 | 0 | 6,6 | 0 |
| I.E.S. SAN CRISTÓBAL | 1 | 1 | 5 | 1,6 |
| I.E.S. SAN DIEGO DE ALCALÁ | 18 | 8 | 5,567 | 3,85 |
| I.E.S. SAN NICOLÁS DE TOLENTINO | 9 | 3 | 6,7 | 8,067 |
| I.E.S. SANTA BRÍGIDA | 6 | 3 | 6,283 | 4,567 |
| I.E.S. SANTA LUCÍA | 5 | 0 | 8,66 | 0 |
| I.E.S. SANTA MARÍA DE GUÍA | 3 | 0 | 8,3 | 0 |
| I.E.S. SANTA TERESA DE JESÚS | 10 | 1 | 5,78 | 5 |
| I.E.S. SANTIAGO SANTANA DÍAZ | 6 | 5 | 6,983 | 6,04 |
| I.E.S. SANTO TOMÁS DE AQUINO | 3 | 0 | 6,667 | 0 |
| I.E.S. SAULO TORÓN | 8 | 4 | 6,3 | 5,05 |
| I.E.S. SCHAMANN | 3 | 2 | 6,4 | 5,25 |
| I.E.S. SIETE PALMAS | 6 | 3 | 6,533 | 6,133 |
| I.E.S. TAFIRA | 7 | 1 | 6,914 | 7 |

| | | | | |
|--------------------------|------------|------------|--------------|--------------|
| I.E.S. TÁMARA | 2 | 0 | 8,25 | 0 |
| I.E.S. TAMARACEITE | 6 | 0 | 4,567 | 0 |
| I.E.S. TEGUISE | 3 | 1 | 6,933 | 5 |
| I.E.S. TEROR | 1 | 8 | 4 | 5,586 |
| I.E.S. TIAS | 2 | 0 | 7,9 | 0 |
| I.E.S. TOMÁS MORALES | 8 | 2 | 5,438 | 6,5 |
| I.E.S. VALSEQUILLO | 2 | 0 | 7,9 | 0 |
| I.E.S. VECINDARIO | 9 | 0 | 2,633 | 0 |
| I.E.S. VEGA DE SAN JOSÉ | 7 | 0 | 4,771 | 0 |
| I.E.S. VEGA DE SAN MATEO | 7 | 3 | 7,357 | 5,833 |
| I.E.S. VILLA DE FIRGAS | 1 | 3 | 8,1 | 5,233 |
| I.E.S. YAIZA | 10 | 4 | 5,19 | 4,025 |
| I.E.S. ZONZAMAS | 4 | 1 | 4,3 | 3,6 |
| TRIBUNAL FUERTEVENTURA | 4 | 1 | 2,7 | 4 |
| TRIBUNAL LANZAROTE | 0 | 1 | 0 | 0 |
| TRIBUNAL LAS PALMAS | 23 | 11 | 4,843 | 5,64 |
| TRIBUNAL NORTE | 1 | 1 | 5 | 2,9 |
| TRIBUNAL SUR | 5 | 1 | 4,025 | 0 |
| TRIBUNAL TELDE | 3 | 0 | 0 | 0 |
| Suma | 761 | 269 | 6,278 | 5,117 |

| CORRECTORES | Nº Alumnos | | Nota media P.A.U. | |
|-------------|------------|------------|-------------------|------------|
| | Junio | Septiembre | Junio | Septiembre |
| 1 | 105 | 65 | 6,238 | 6,506 |
| 2 | 106 | 65 | 7,624 | 4,089 |
| 3 | 105 | 65 | 6,52 | 4,834 |
| 4 | 106 | 65 | 5,842 | 5,04 |
| 5 | 106 | 0 | 5,995 | 0 |
| 6 | 107 | 0 | 5,61 | 0 |
| 7 | 105 | 0 | 6,109 | 0 |
| 20 | 4 | 0 | 6,75 | 0 |
| N.P. | 17 | 9 | 0 | 0 |
| Suma | 761 | 269 | 0 | 0 |

| | Total | | % | |
|----------------------|-------|--------|------------|--------|
| | Junio | | Septiembre | |
| | Total | % | Total | % |
| Nº de exámenes | 761 | | 269 | |
| Nota media | 6,278 | | 5,117 | |
| Nº de aprobados | 572 | 75,16% | 147 | 54,65% |
| Nº de suspendidos | 172 | 22,60% | 113 | 42,01% |
| Nº de no presentados | 17 | 2,23% | 9 | 3,35% |

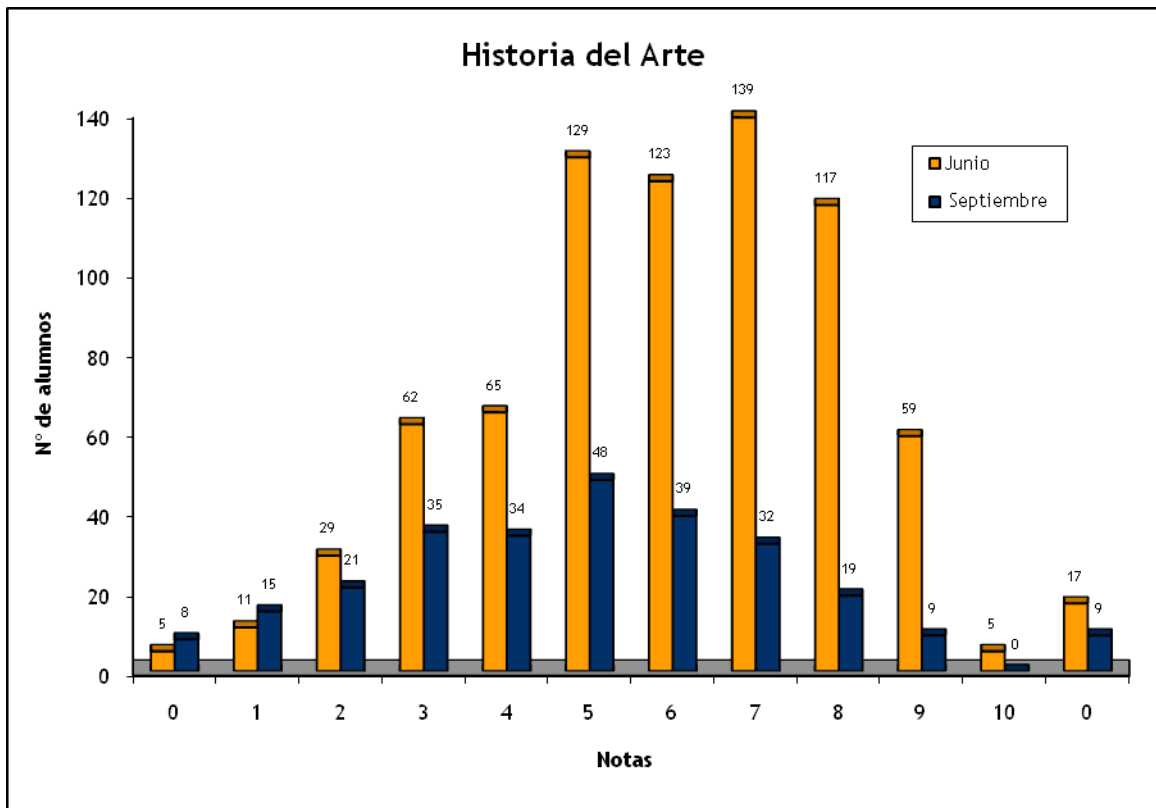
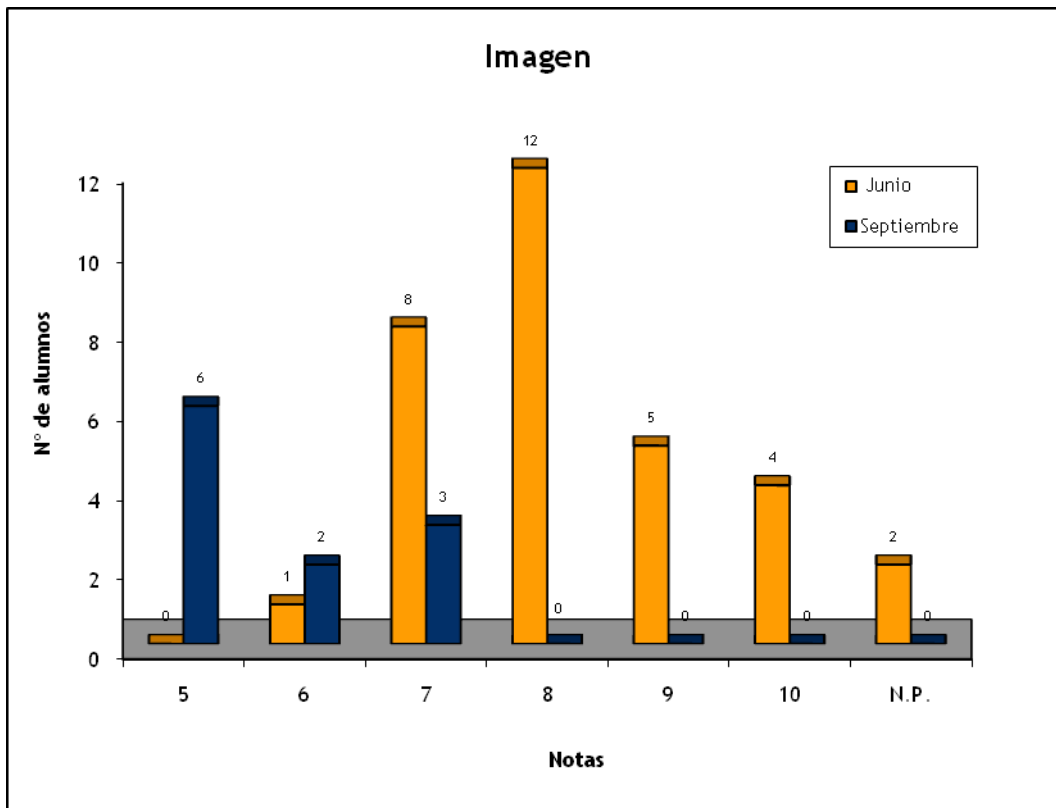


IMAGEN: CONVOCATORIAS JUNIO Y SEPTIEMBRE 2008

| | Nº de Alumnos | | Nota media P.A.U. | |
|------------------------------|---------------|------------|-------------------|--------------|
| | Junio | Septiembre | Junio | Septiembre |
| E.A.A. Y O.A. PANCHO LASSO | 1 | 0 | 10 | 0 |
| ESCUELA DE ARTE GRAN CANARIA | 27 | 8 | 8,385 | 5,938 |
| I.E.S. SAN DIEGO DE ALCALÁ | 3 | 3 | 7 | 5,833 |
| TRIBUNAL LAS PALMAS | 1 | 0 | 0 | 0 |
| Suma | 32 | 11 | 8,3 | 5,909 |

| CORRECTORES | Nº Alumnos | | Nota media P.A.U. | |
|-------------|------------|------------|-------------------|------------|
| | Junio | Septiembre | Junio | Septiembre |
| 1 | 10 | 5 | 8,25 | 5,7 |
| 2 | 10 | 6 | 8,25 | 6,083 |
| 3 | 10 | 0 | 8,4 | 0 |
| N.P. | 2 | 0 | 0 | 0 |
| Suma | 32 | 11 | 0 | 0 |

| | Total | | Total | |
|----------------------|-------|--------|------------|---------|
| | Junio | % | Septiembre | % |
| Nº de exámenes | 32 | | 11 | |
| Nota media | 8,3 | | 5,909 | |
| Nº de aprobados | 30 | 93,75% | 11 | 100,00% |
| Nº de suspendidos | 0 | 0,00% | 0 | 0,00% |
| Nº de no presentados | 2 | 6,25% | 0 | 0,00% |



LATÍN 2: CONVOCATORIAS JUNIO Y SEPTIEMBRE 2008

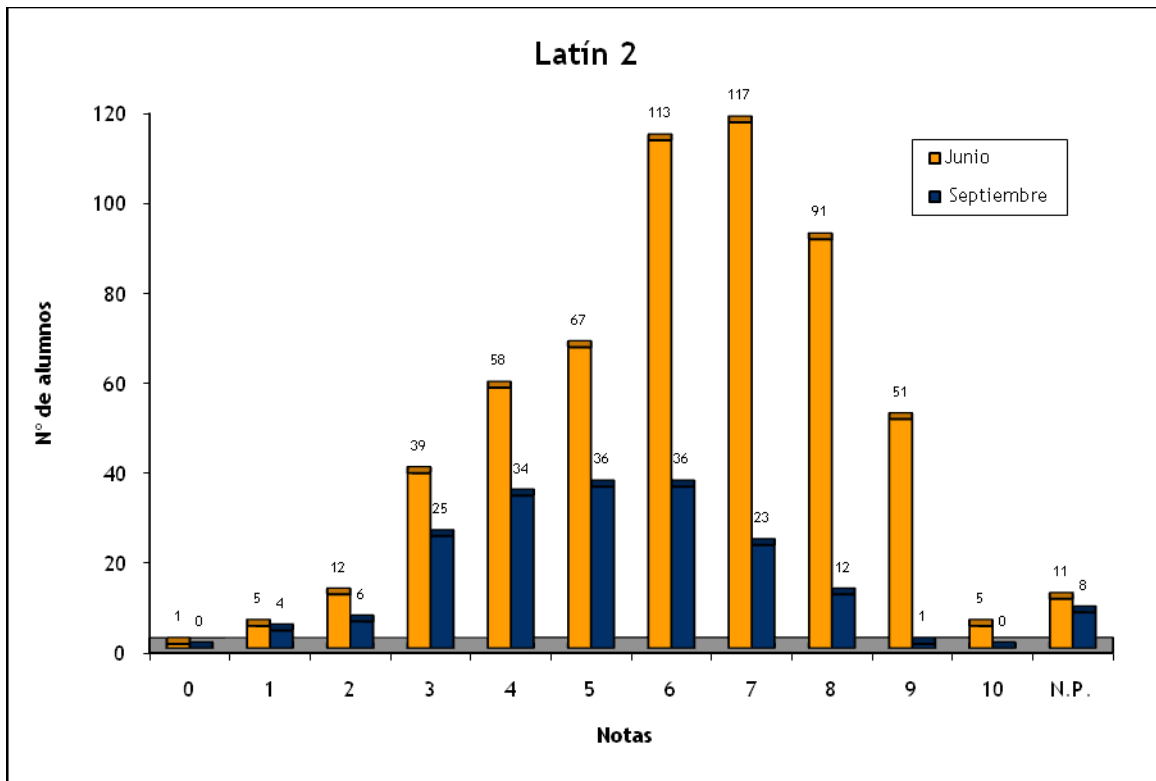
| | Nº de Alumnos | | Nota media P.A.U. | |
|--|---------------|------------|-------------------|------------|
| | Junio | Septiembre | Junio | Septiembre |
| ALUMNOS EXTRANJEROS | 1 | 1 | 3,7 | 0 |
| CAEPA ECCA | 3 | 1 | 3,9 | 4,7 |
| CEAD PROFESOR FÉLIX PÉREZ PARRILLA | 5 | 7 | 6,5 | 5,571 |
| CENTRO PRIVADO ANITA CONRAD | 1 | 0 | 8,7 | 0 |
| COLEGIO ARENAS INTERNACIONAL | 3 | 0 | 5,367 | 0 |
| COLEGIO ARENAS SUR | 3 | 1 | 6,467 | 6 |
| COLEGIO ARENAS-ATLÁNTICO | 11 | 0 | 6,545 | 0 |
| COLEGIO JAIME BALMES | 1 | 4 | 2,4 | 3,9 |
| COLEGIO NTRA. SRA. DEL PILAR | 11 | 1 | 6,727 | 4,2 |
| COLEGIO SAGRADO CORAZÓN | 1 | 1 | 7,6 | 5,3 |
| COLEGIO SALESIANO SAGRADO CORAZÓN | 11 | 3 | 7,427 | 8,433 |
| COLEGIO SAN IGNACIO DE LOYOLA | 8 | 0 | 6,313 | 0 |
| COLEGIO SANTA CATALINA | 2 | 6 | 4,75 | 3,817 |
| COLEGIO SANTA ISABEL DE HUNGRÍA | 19 | 4 | 5,768 | 4,35 |
| I.B.A.D. (Vecindario) | 0 | 1 | 0 | 5,5 |
| I.E.S. JOSÉ FRUGONI PÉREZ | 9 | 2 | 5,822 | 3 |
| I.E.S. AGAETE | 4 | 4 | 8,025 | 5,825 |
| I.E.S. AGUSTÍN ESPINOSA | 7 | 2 | 6,314 | 3,95 |
| I.E.S. ALONSO QUESADA | 18 | 2 | 7,783 | 6,85 |
| I.E.S. AMURGA | 4 | 3 | 3,95 | 4,45 |
| I.E.S. ARGUINEGUÍN | 5 | 1 | 6,72 | 6,2 |
| I.E.S. ARRECIFE | 1 | 1 | 7,3 | 6,3 |
| I.E.S. ARUCAS-DOMINGO RIVERO | 10 | 6 | 7,13 | 5,217 |
| I.E.S. BAÑADEROS | 5 | 0 | 7,78 | 0 |
| I.E.S. BLAS CABRERA FELIPE (LANZAROTE) | 3 | 3 | 5,2 | 6,033 |
| I.E.S. CAIRASCO DE FIGUEROA | 6 | 3 | 8,2 | 6,533 |
| I.E.S. CARRIZAL | 11 | 1 | 8,373 | 5 |
| I.E.S. CASAS NUEVAS | 11 | 4 | 7,509 | 6 |
| I.E.S. CÉSAR MANRIQUE | 6 | 0 | 6,283 | 0 |
| I.E.S. CORRALEJO | 9 | 0 | 7,756 | 0 |
| I.E.S. CRUCE DE ARINAGA | 2 | 2 | 8,45 | 6,05 |
| I.E.S. CRUZ DE PIEDRA | 2 | 3 | 4,9 | 5,8 |
| I.E.S. EL CALERO | 4 | 2 | 7,3 | 7,5 |
| I.E.S. EL DOCTORAL | 2 | 5 | 8,25 | 5,92 |
| I.E.S. EL RINCÓN | 2 | 0 | 4 | 0 |
| I.E.S. FARO DE MASPALOMAS | 14 | 7 | 5,038 | 3,586 |
| I.E.S. FELO MONZÓN GRAU BASSAS | 5 | 1 | 5,76 | 6,9 |
| I.E.S. FERIA DEL ATLÁNTICO | 3 | 2 | 4,8 | 6,95 |
| I.E.S. FERNANDO SAGASETA | 2 | 1 | 6,15 | 3,4 |
| I.E.S. GRAN CANARIA | 3 | 1 | 7,267 | 3,9 |

| | | | | |
|---------------------------------------|----|----|-------|-------|
| I.E.S. GRAN TARAJAL | 8 | 1 | 7,388 | 5,7 |
| I.E.S. GUANARTEME | 2 | 2 | 6,95 | 8,1 |
| I.E.S. GUÍA | 6 | 1 | 8,233 | 7,5 |
| I.E.S. HARÍA | 4 | 0 | 7,55 | 0 |
| I.E.S. INGENIO | 7 | 0 | 8,186 | 0 |
| I.E.S. ISABEL DE ESPAÑA | 18 | 5 | 6,022 | 4,98 |
| I.E.S. JANDÍA | 7 | 2 | 5,043 | 5,65 |
| I.E.S. JINAMAR II | 5 | 1 | 7,02 | 7,8 |
| I.E.S. JOAQUÍN ARTILES | 12 | 7 | 5,792 | 5,429 |
| I.E.S. JOSÉ ARENCIBIA GIL | 16 | 11 | 6,725 | 5,72 |
| I.E.S. JOSÉ SARAMAGO | 7 | 0 | 7,914 | 0 |
| I.E.S. JOSÉ ZERPA | 5 | 0 | 6,96 | 0 |
| I.E.S. LA ISLETA | 2 | 0 | 3,7 | 0 |
| I.E.S. LA MINILLA | 12 | 2 | 6,358 | 4,9 |
| I.E.S. LOMO APOLINARIO | 3 | 0 | 9,033 | 0 |
| I.E.S. LOMO DE LA HERRADURA | 2 | 0 | 5,1 | 0 |
| I.E.S. LOS TARAHALES | 4 | 1 | 7,875 | 3,2 |
| I.E.S. MESA Y LÓPEZ | 9 | 2 | 6,022 | 7,1 |
| I.E.S. NUEVA ISLETA TONY GALLARDO | 12 | 3 | 4,158 | 4,033 |
| I.E.S. PABLO MONTESINO | 3 | 2 | 7,367 | 4,4 |
| I.E.S. PÉREZ GALDÓS | 13 | 5 | 5,925 | 5,55 |
| I.E.S. PRIMERO DE MAYO | 5 | 0 | 7,72 | 0 |
| I.E.S. PROFESOR ANTONIO CABRERA PÉREZ | 6 | 2 | 6,75 | 4,9 |
| I.E.S. PROFESOR JUAN PULIDO CASTRO | 12 | 2 | 6,842 | 5,25 |
| I.E.S. PUERTO DEL ROSARIO | 4 | 1 | 6,45 | 6,9 |
| I.E.S. ROQUE AMAGRO | 4 | 2 | 7,225 | 6 |
| I.E.S. SAN BARTOLOMÉ | 5 | 0 | 7,38 | 0 |
| I.E.S. SAN DIEGO DE ALCALÁ | 15 | 5 | 7,353 | 7,36 |
| I.E.S. SAN NICOLÁS DE TOLENTINO | 9 | 3 | 6,456 | 4,733 |
| I.E.S. SANTA BRÍGIDA | 5 | 2 | 5,58 | 7,2 |
| I.E.S. SANTA LUCÍA | 5 | 0 | 8,42 | 0 |
| I.E.S. SANTA MARÍA DE GUÍA | 3 | 0 | 9,133 | 0 |
| I.E.S. SANTA TERESA DE JESÚS | 10 | 1 | 6,62 | 5,9 |
| I.E.S. SANTIAGO SANTANA DÍAZ | 6 | 5 | 6,1 | 4,98 |
| I.E.S. SANTO TOMÁS DE AQUINO | 3 | 0 | 8,4 | 0 |
| I.E.S. SAULO TORÓN | 7 | 3 | 6,829 | 6,333 |
| I.E.S. SCHAMANN | 3 | 2 | 7,367 | 7,15 |
| I.E.S. SIETE PALMAS | 6 | 3 | 6,533 | 6,567 |
| I.E.S. TAFIRA | 7 | 1 | 5,629 | 5,2 |
| I.E.S. TÁMARA | 1 | 0 | 6,1 | 0 |
| I.E.S. TAMARACEITE | 6 | 0 | 7,133 | 0 |
| I.E.S. TEGUISE | 3 | 1 | 7,767 | 8,6 |
| I.E.S. TEROR | 1 | 8 | 7,1 | 4,6 |
| I.E.S. TIAS | 2 | 0 | 6,9 | 0 |
| I.E.S. TOMÁS MORALES | 7 | 1 | 6,486 | 7,2 |

| | | | | |
|--------------------------|------------|------------|--------------|--------------|
| I.E.S. VALSEQUILLO | 2 | 0 | 7,4 | 0 |
| I.E.S. VECINDARIO | 9 | 0 | 5,556 | 0 |
| I.E.S. VEGA DE SAN JOSÉ | 4 | 0 | 6,65 | 0 |
| I.E.S. VEGA DE SAN MATEO | 7 | 3 | 8,357 | 7,467 |
| I.E.S. ZONZAMAS | 2 | 0 | 5,5 | 0 |
| TRIBUNAL FUERTEVENTURA | 4 | 1 | 3,575 | 1,5 |
| TRIBUNAL LAS PALMAS | 14 | 7 | 5,675 | 4,65 |
| TRIBUNAL NORTE | 1 | 0 | 6,4 | 0 |
| TRIBUNAL SUR | 5 | 1 | 3,05 | 0 |
| TRIBUNAL TELDE | 2 | 0 | 0 | 0 |
| Suma | 570 | 185 | 6,590 | 5,479 |

| CORRECTORES | Nº Alumnos | | Nota media P. A. U. | |
|-------------|------------|------------|---------------------|------------|
| | Junio | Septiembre | Junio | Septiembre |
| 1 | 125 | 35 | 6,919 | 5,58 |
| 2 | 125 | 36 | 6,164 | 5,672 |
| 3 | 126 | 36 | 7,448 | 5,444 |
| 4 | 125 | 35 | 6,066 | 5,454 |
| 5 | 58 | 35 | 6,066 | 5,24 |
| N.P. | 11 | 8 | 0 | 0 |
| Suma | 570 | 185 | 0 | 0 |

| | Total | | Total | |
|----------------------|-------|------------|--------|------------|
| | Junio | Septiembre | Junio | Septiembre |
| Nº de exámenes | 570 | 185 | | |
| Nota media | 6,590 | 5,479 | | |
| Nº de aprobados | 444 | 108 | 77,89% | 58,38% |
| Nº de suspendidos | 115 | 69 | 20,18% | 37,30% |
| Nº de no presentados | 11 | 8 | 1,93% | 4,32% |



LENGUA CASTELLANA Y LITERATURA: CONVOCATORIAS JUNIO Y SEPTIEMBRE 2008

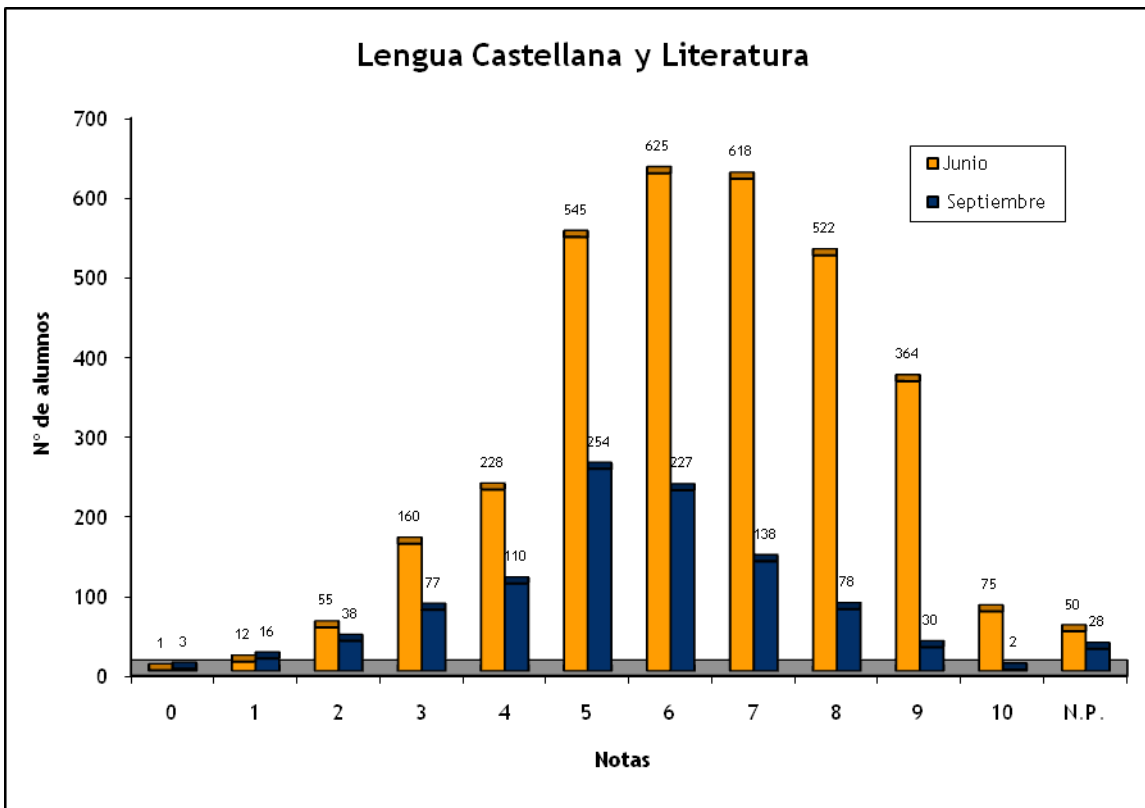
| | Nº de Alumnos | | Nota media P.A.U. | |
|---|---------------|------------|-------------------|------------|
| | Junio | Septiembre | Junio | Septiembre |
| ALUMNOS EXTRANJEROS | 10 | 2 | 4,5 | 0 |
| CAEPA ECCA | 11 | 12 | 6,422 | 5,182 |
| CEAD PROFESOR FÉLIX PÉREZ PARRILLA | 21 | 30 | 7,09 | 5,44 |
| CENTRO DE ENSEÑANZA NORTEAMERICANO | 10 | 1 | 6,93 | 7,3 |
| CENTRO PRIVADO ANITA CONRAD | 3 | 0 | 8,967 | 0 |
| CENTRO PRIVADO SANTA TERESA DE JESÚS | 50 | 15 | 7,686 | 6,707 |
| COLEGIO ALMA'S MASPALOMAS | 34 | 3 | 7,047 | 5,7 |
| COLEGIO ARENAS INTERNACIONAL | 20 | 4 | 7,275 | 5,375 |
| COLEGIO ARENAS SUR | 15 | 2 | 7,88 | 6,25 |
| COLEGIO ARENAS-ATLÁNTICO | 17 | 1 | 7,129 | 7,5 |
| COLEGIO GAROÉ | 21 | 9 | 6,524 | 6,256 |
| COLEGIO GUAYDIL | 36 | 3 | 7,597 | 6 |
| COLEGIO HEIDELBERG | 68 | 4 | 7,646 | 5,775 |
| COLEGIO HISPANO INGLÉS | 6 | 0 | 8,033 | 0 |
| COLEGIO JAIME BALMES | 12 | 7 | 7,033 | 6,543 |
| COLEGIO NTRA. SRA. DEL PILAR | 39 | 6 | 6,982 | 5,967 |
| COLEGIO SAGRADO CORAZÓN | 12 | 1 | 6,208 | 4,5 |
| COLEGIO SALESIANO SAGRADO CORAZÓN | 61 | 13 | 7,256 | 6,262 |
| COLEGIO SAN ANTONIO M ^o CLARET | 90 | 21 | 7,362 | 6,114 |
| COLEGIO SAN IGNACIO DE LOYOLA | 45 | 10 | 7,044 | 5,36 |
| COLEGIO SANTA CATALINA | 21 | 12 | 6,219 | 5,217 |
| COLEGIO SANTA ISABEL DE HUNGRÍA | 47 | 16 | 6,555 | 5,981 |
| E.A.A. Y O.A. PANCHO LASSO | 13 | 8 | 5,667 | 4,7 |
| ESCUELA DE ARTE GRAN CANARIA | 86 | 42 | 5,291 | 4,531 |
| I.B.A.D. (Vecindario) | 6 | 9 | 7,3 | 4,788 |
| I.E.S. JOSÉ FRUGONI PÉREZ | 26 | 10 | 6,469 | 5,9 |
| I.E.S. AGAETE | 14 | 5 | 6,3 | 4,48 |
| I.E.S. AGUSTÍN ESPINOSA | 54 | 13 | 5,64 | 4,669 |
| I.E.S. ALONSO QUESADA | 60 | 14 | 6,439 | 6,179 |
| I.E.S. AMURGA | 29 | 10 | 7,145 | 5,856 |
| I.E.S. ARGUINEGUÍN | 18 | 5 | 7,439 | 5,2 |
| I.E.S. ARRECIFE | 13 | 5 | 7,015 | 5,5 |
| I.E.S. ARUCAS-DOMINGO RIVERO | 45 | 12 | 6,777 | 5,383 |
| I.E.S. BAÑADEROS | 19 | 6 | 7,795 | 6,067 |
| I.E.S. BLAS CABRERA FELIPE (LANZAROTE) | 51 | 12 | 6,455 | 6,827 |
| I.E.S. CAIRASCO DE FIGUEROA | 21 | 4 | 6,614 | 6,4 |
| I.E.S. CARRIZAL | 32 | 8 | 7,188 | 6,038 |
| I.E.S. CASAS NUEVAS | 32 | 11 | 6,713 | 5,02 |
| I.E.S. CÉSAR MANRIQUE | 49 | 7 | 6,371 | 6,814 |
| I.E.S. CORRALEJO | 24 | 2 | 6,404 | 6,75 |

| | | | | |
|---------------------------------------|----|----|-------|-------|
| I.E.S. CRUCE DE ARINAGA | 18 | 5 | 7,378 | 5,18 |
| I.E.S. CRUZ DE PIEDRA | 12 | 8 | 6,083 | 4,413 |
| I.E.S. DOMINGO RIVERO | 1 | 0 | 7,6 | 0 |
| I.E.S. DORAMAS | 6 | 2 | 6,267 | 4 |
| I.E.S. EL CALERO | 30 | 9 | 7,057 | 5,989 |
| I.E.S. EL DOCTORAL | 13 | 10 | 7,846 | 6,26 |
| I.E.S. EL RINCÓN | 17 | 2 | 6,359 | 6,35 |
| I.E.S. FARO DE MASPALOMAS | 31 | 11 | 7,267 | 4,545 |
| I.E.S. FELO MONZÓN GRAU BASSAS | 26 | 6 | 6,523 | 6,783 |
| I.E.S. FERIA DEL ATLÁNTICO | 6 | 3 | 6,7 | 6,667 |
| I.E.S. FERNANDO SAGASETA | 5 | 2 | 6 | 4,75 |
| I.E.S. GRAN CANARIA | 14 | 5 | 7,164 | 6,88 |
| I.E.S. GRAN TARAJAL | 31 | 11 | 6,668 | 5,209 |
| I.E.S. GUANARTEME | 65 | 9 | 7,046 | 5,733 |
| I.E.S. GUÍA | 51 | 6 | 7,253 | 5,833 |
| I.E.S. HARÍA | 12 | 0 | 6,225 | 0 |
| I.E.S. INGENIO | 44 | 9 | 7,448 | 5,811 |
| I.E.S. ISABEL DE ESPAÑA | 64 | 28 | 6,784 | 5,643 |
| I.E.S. JANDÍA | 27 | 12 | 6,807 | 6,573 |
| I.E.S. JINAMAR II | 19 | 2 | 4,374 | 4,3 |
| I.E.S. JOAQUÍN ARTILES | 52 | 23 | 7,21 | 5,596 |
| I.E.S. JOSÉ ARENCIBIA GIL | 48 | 32 | 6,706 | 5,806 |
| I.E.S. JOSÉ SARAMAGO | 19 | 0 | 6,321 | 0 |
| I.E.S. JOSÉ ZERPA | 30 | 2 | 7,22 | 7,6 |
| I.E.S. LA ISLETA | 22 | 9 | 6,655 | 5,589 |
| I.E.S. LA MINILLA | 33 | 15 | 7,136 | 6,2 |
| I.E.S. LA OLIVA | 13 | 5 | 4,685 | 6,24 |
| I.E.S. LAS SALINAS | 5 | 2 | 6,62 | 4,6 |
| I.E.S. LILA | 4 | 2 | 6,075 | 4,15 |
| I.E.S. LOMO APOLINARIO | 16 | 5 | 4,969 | 5,4 |
| I.E.S. LOMO DE LA HERRADURA | 11 | 2 | 6,436 | 4,15 |
| I.E.S. LOS TARAHALES | 12 | 5 | 6,317 | 5,32 |
| I.E.S. MESA Y LÓPEZ | 25 | 6 | 6,26 | 5,5 |
| I.E.S. NUEVA ISLETA TONY GALLARDO | 26 | 5 | 6,38 | 5,18 |
| I.E.S. PABLO MONTESINO | 9 | 2 | 6,756 | 5,9 |
| I.E.S. PÉREZ GALDÓS | 56 | 17 | 6,585 | 6,313 |
| I.E.S. POLITÉCNICO | 92 | 14 | 6,903 | 6,529 |
| I.E.S. PRIMERO DE MAYO | 11 | 2 | 7,4 | 6,65 |
| I.E.S. PROFESOR ANTONIO CABRERA PÉREZ | 18 | 3 | 6,572 | 5,4 |
| I.E.S. PROFESOR JUAN PULIDO CASTRO | 59 | 15 | 6,94 | 6,123 |
| I.E.S. PUERTO DEL ROSARIO | 39 | 20 | 6,874 | 5,5 |
| I.E.S. ROQUE AMAGRO | 28 | 8 | 7,511 | 6,638 |
| I.E.S. SAN BARTOLOMÉ | 18 | 1 | 7,089 | 5,4 |
| I.E.S. SAN CRISTÓBAL | 6 | 3 | 5,65 | 4,633 |
| I.E.S. SAN DIEGO DE ALCALÁ | 50 | 21 | 5,992 | 5,667 |

| | | | | |
|---------------------------------|-------------|-------------|--------------|--------------|
| I.E.S. SAN NICOLÁS DE TOLENTINO | 29 | 8 | 6,748 | 5,463 |
| I.E.S. SANTA BRÍGIDA | 25 | 9 | 6,592 | 8,289 |
| I.E.S. SANTA LUCÍA | 26 | 2 | 7,158 | 5,95 |
| I.E.S. SANTA MARÍA DE GUÍA | 18 | 3 | 7,888 | 5,067 |
| I.E.S. SANTA TERESA DE JESÚS | 31 | 11 | 7,197 | 6,277 |
| I.E.S. SANTIAGO SANTANA DÍAZ | 32 | 13 | 7,797 | 7,292 |
| I.E.S. SANTO TOMÁS DE AQUINO | 41 | 12 | 6,32 | 5,473 |
| I.E.S. SAULO TORÓN | 49 | 12 | 6,808 | 6,4 |
| I.E.S. SCHAMANN | 18 | 5 | 6,006 | 7,54 |
| I.E.S. SIETE PALMAS | 15 | 9 | 7,06 | 5,989 |
| I.E.S. TAFIRA | 26 | 3 | 6,142 | 7,533 |
| I.E.S. TÁMARA | 20 | 8 | 7,385 | 5,525 |
| I.E.S. TAMARACEITE | 26 | 4 | 5,538 | 5,8 |
| I.E.S. TEGUISE | 20 | 5 | 6,07 | 4,76 |
| I.E.S. TEROR | 31 | 12 | 7,126 | 6,136 |
| I.E.S. TIAS | 21 | 5 | 5,79 | 4,3 |
| I.E.S. TINAJO | 13 | 3 | 7,2 | 4,733 |
| I.E.S. TOMÁS MORALES | 50 | 11 | 6,572 | 6,164 |
| I.E.S. VALSEQUILLO | 24 | 7 | 5,721 | 4,6 |
| I.E.S. VECINDARIO | 49 | 8 | 7,006 | 5,65 |
| I.E.S. VEGA DE SAN JOSÉ | 10 | 3 | 5,26 | 5 |
| I.E.S. VEGA DE SAN MATEO | 29 | 14 | 7,486 | 6,907 |
| I.E.S. VIGÁN | 19 | 4 | 6,921 | 5,925 |
| I.E.S. VILLA DE FIRGAS | 13 | 5 | 7,531 | 4,76 |
| I.E.S. YAIZA | 20 | 8 | 6,585 | 4,338 |
| I.E.S. ZONZAMAS | 15 | 3 | 7,627 | 5,6 |
| TRIBUNAL FUERTEVENTURA | 17 | 5 | 4,44 | 3,95 |
| TRIBUNAL LANZAROTE | 15 | 18 | 4,309 | 5,5 |
| TRIBUNAL LAS PALMAS | 83 | 51 | 5,963 | 5,455 |
| TRIBUNAL NORTE | 5 | 5 | 6,08 | 6,45 |
| TRIBUNAL SUR | 20 | 12 | 5,8 | 5,189 |
| TRIBUNAL TELDE | 10 | 9 | 6,283 | 4,929 |
| Suma | 3255 | 1001 | 6,732 | 5,721 |

| CORRECTORES | Nº Alumnos | | Nota media P.A.U. | |
|-------------|-------------|-------------|-------------------|------------|
| | Junio | Septiembre | Junio | Septiembre |
| 1 | 132 | 81 | 6,092 | 6,549 |
| 2 | 143 | 52 | 7,316 | 6,767 |
| 3 | 304 | 55 | 7,278 | 5,924 |
| 4 | 146 | 67 | 6,995 | 6,375 |
| 5 | 149 | 48 | 7,592 | 5,54 |
| 6 | 146 | 48 | 7,723 | 5,554 |
| 7 | 141 | 65 | 4,99 | 4,057 |
| 8 | 144 | 61 | 6,92 | 5,073 |
| 9 | 145 | 72 | 6,562 | 5,357 |
| 10 | 144 | 65 | 5,489 | 4,988 |
| 11 | 145 | 81 | 7,308 | 5,742 |
| 12 | 152 | 56 | 5,814 | 4,97 |
| 13 | 148 | 0 | 5,849 | 0 |
| 14 | 146 | 56 | 6,307 | 5,789 |
| 15 | 136 | 57 | 6,19 | 6,262 |
| 16 | 146 | 53 | 6,65 | 6,24 |
| 17 | 145 | 56 | 7,635 | 6,441 |
| 18 | 144 | 0 | 6,844 | 0 |
| 19 | 155 | 0 | 7,016 | 0 |
| 20 | 149 | 0 | 6,791 | 0 |
| 21 | 145 | 0 | 7,293 | 0 |
| N.P. | 50 | 28 | 0 | 0 |
| Suma | 3255 | 1001 | 0 | 0 |

| | Total | | Total | |
|----------------------|-------|--------|------------|--------|
| | Junio | % | Septiembre | % |
| Nº de exámenes | 3255 | | 1001 | |
| Nota media | 6,732 | | 5,721 | |
| Nº de aprobados | 2749 | 84,45% | 729 | 72,83% |
| Nº de suspendidos | 456 | 14,01% | 244 | 24,38% |
| Nº de no presentados | 50 | 1,54% | 28 | 2,80% |

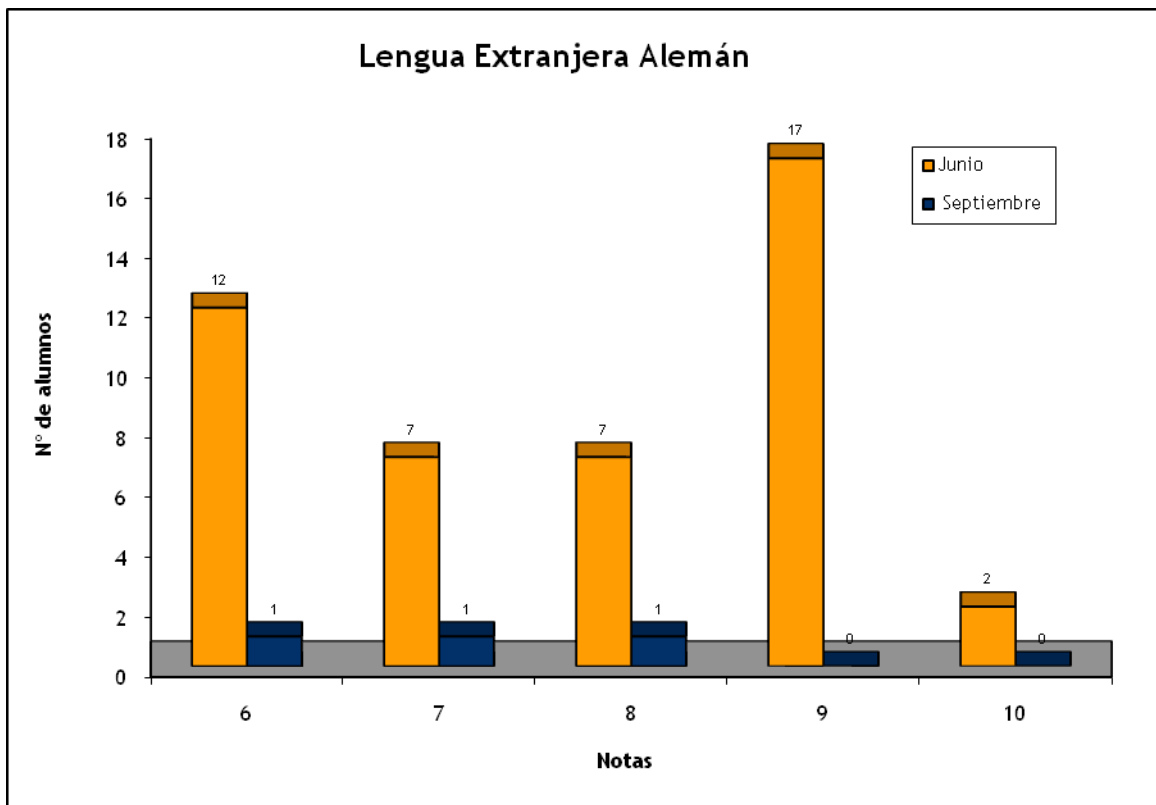


LENGUA EXTRANJERA ALEMÁN: CONVOCATORIAS JUNIO Y SEPTIEMBRE 2008

| | Nº de Alumnos | | Nota media P.A.U. | |
|------------------------------------|---------------|------------|-------------------|--------------|
| | Junio | Septiembre | Junio | Septiembre |
| CEAD PROFESOR FÉLIX PÉREZ PARRILLA | 1 | 0 | 6 | 0 |
| COLEGIO HEIDELBERG | 42 | 3 | 8,307 | 7,267 |
| I.E.S. TOMÁS MORALES | 2 | 0 | 6,65 | 0 |
| Suma | 45 | 3 | 8,182 | 7,267 |

| CORRECTORES | Nº Alumnos | | Nota media P.A.U. | |
|-------------|------------|------------|-------------------|------------|
| | Junio | Septiembre | Junio | Septiembre |
| 1 | 45 | 3 | 8,182 | 7,267 |
| Suma | 45 | 3 | 0 | 0 |

| | Total | | % | |
|----------------------|-------|---------|------------|---------|
| | Junio | | Septiembre | |
| | Total | % | Total | % |
| Nº de exámenes | 45 | | 3 | |
| Nota media | 8,182 | | 7,267 | |
| Nº de aprobados | 45 | 100,00% | 3 | 100,00% |
| Nº de suspendidos | 0 | 0,00% | 0 | 0,00% |
| Nº de no presentados | 0 | 0,00% | 0 | 0,00% |

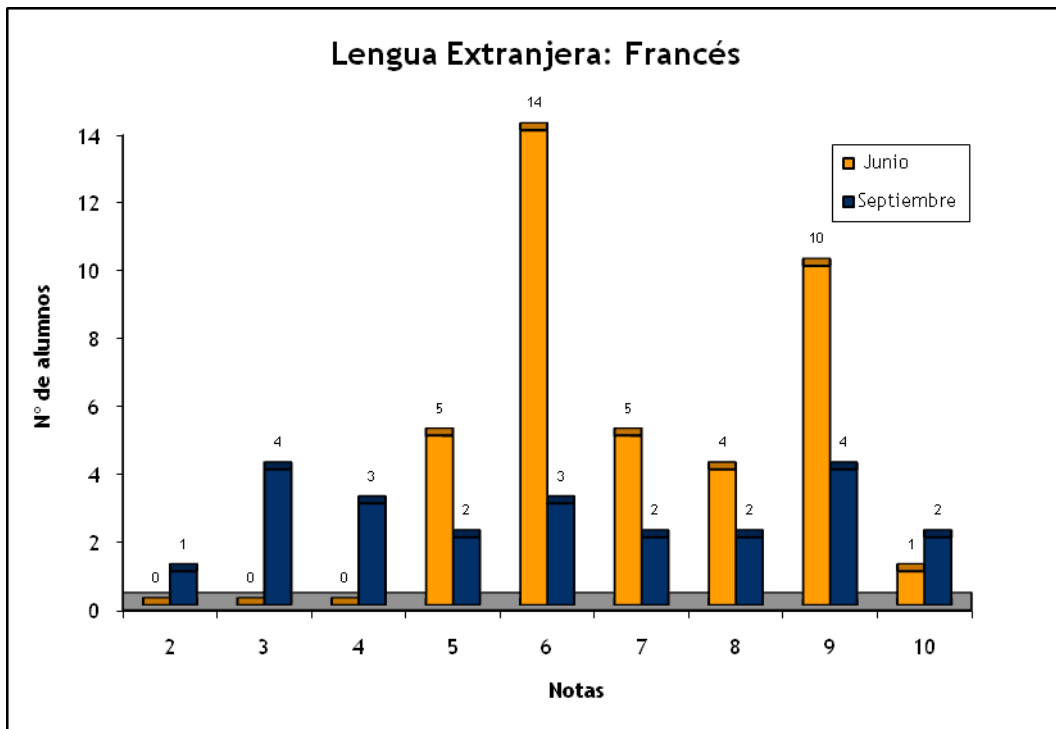


LENGUA EXTRANJERA FRANCÉS: CONVOCATORIAS JUNIO Y SEPTIEMBRE 2008

| | Nº de Alumnos | | Nota media P.A.U. | |
|------------------------------------|---------------|------------|-------------------|--------------|
| | Junio | Septiembre | Junio | Septiembre |
| CEAD PROFESOR FÉLIX PÉREZ PARRILLA | 0 | 2 | 0 | 8,25 |
| ESCUELA DE ARTE GRAN CANARIA | 4 | 5 | 7,325 | 5,3 |
| I.B.A.D. (Vecindario) | 0 | 1 | 0 | 4,5 |
| I.E.S. ALONSO QUESADA | 8 | 1 | 7,413 | 9,5 |
| I.E.S. ARUCAS-DOMINGO RIVERO | 1 | 0 | 6 | 0 |
| I.E.S. CAIRASCO DE FIGUEROA | 2 | 1 | 9,25 | 8 |
| I.E.S. CRUZ DE PIEDRA | 3 | 0 | 6,267 | 0 |
| I.E.S. GRAN CANARIA | 0 | 1 | 0 | 9 |
| I.E.S. GUÍA | 2 | 0 | 6,75 | 0 |
| I.E.S. ISABEL DE ESPAÑA | 2 | 2 | 7,65 | 8 |
| I.E.S. JOSÉ ARENCIBIA GIL | 1 | 0 | 8 | 0 |
| I.E.S. SAN DIEGO DE ALCALÁ | 3 | 3 | 5,5 | 3,167 |
| I.E.S. SAN NICOLÁS DE TOLENTINO | 1 | 2 | 6 | 5,75 |
| I.E.S. SANTO TOMÁS DE AQUINO | 5 | 1 | 7,1 | 3,5 |
| I.E.S. TOMÁS MORALES | 4 | 2 | 9,625 | 9,5 |
| I.E.S. VEGA DE SAN JOSÉ | 2 | 0 | 6,9 | 0 |
| TRIBUNAL LAS PALMAS | 1 | 1 | 7,5 | 3,5 |
| TRIBUNAL SUR | 0 | 1 | 0 | 10 |
| Suma | 39 | 23 | 7,346 | 6,391 |

| CORRECTORES | Nº Alumnos | | Nota media P.A.U. | |
|-------------|------------|------------|-------------------|------------|
| | Junio | Septiembre | Junio | Septiembre |
| 1 | 39 | 23 | 7,346 | 6,391 |
| Suma | 39 | 23 | 0 | 0 |

| | Total | | Total | |
|----------------------|-------|---------|------------|--------|
| | Junio | % | Septiembre | % |
| Nº de exámenes | 39 | | 23 | |
| Nota media | 7,346 | | 6,391 | |
| Nº de aprobados | 39 | 100,00% | 15 | 65,22% |
| Nº de suspendidos | 0 | 0,00% | 8 | 34,78% |
| Nº de no presentados | 0 | 0,00% | 0 | 0,00% |



LENGUA EXTRANJERA INGLÉS: CONVOCATORIAS JUNIO Y SEPTIEMBRE 2008

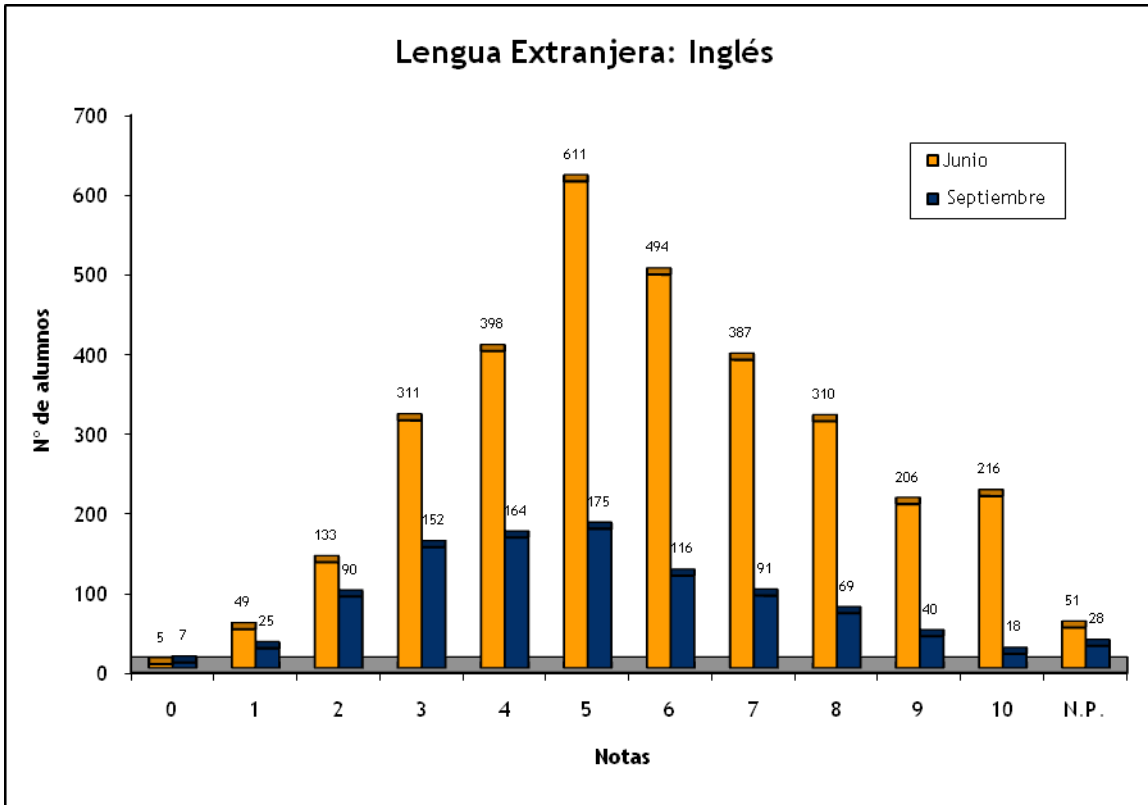
| | Nº de Alumnos | | Nota media P.A.U. | |
|---|---------------|------------|-------------------|------------|
| | Junio | Septiembre | Junio | Septiembre |
| ALUMNOS EXTRANJEROS | 10 | 2 | 4,229 | 0 |
| CAEPA ECCA | 11 | 12 | 4,944 | 5,318 |
| CEAD PROFESOR FÉLIX PÉREZ PARRILLA | 20 | 28 | 5,295 | 4,991 |
| CENTRO DE ENSEÑANZA NORTEAMERICANO | 10 | 1 | 9,45 | 9 |
| CENTRO PRIVADO ANITA CONRAD | 3 | 0 | 8,333 | 0 |
| CENTRO PRIVADO SANTA TERESA DE JESÚS | 50 | 15 | 6,88 | 6,467 |
| COLEGIO ALMA'S MASPALOMAS | 34 | 3 | 7,985 | 7,667 |
| COLEGIO ARENAS INTERNACIONAL | 20 | 4 | 7,8 | 7,25 |
| COLEGIO ARENAS SUR | 15 | 2 | 8,367 | 5 |
| COLEGIO ARENAS-ATLÁNTICO | 17 | 1 | 8,094 | 8,5 |
| COLEGIO GAROÉ | 21 | 9 | 6,633 | 6,278 |
| COLEGIO GUAYDIL | 36 | 3 | 8,458 | 7,333 |
| COLEGIO HEIDELBERG | 26 | 1 | 8,865 | 9 |
| COLEGIO HISPANO INGLÉS | 6 | 0 | 9,583 | 0 |
| COLEGIO JAIME BALMES | 12 | 7 | 5,375 | 5,214 |
| COLEGIO NTRA. SRA. DEL PILAR | 39 | 6 | 5,841 | 4,333 |
| COLEGIO SAGRADO CORAZÓN | 12 | 1 | 6,833 | 3 |
| COLEGIO SALESIANO SAGRADO CORAZÓN | 61 | 13 | 6,574 | 6,123 |
| COLEGIO SAN ANTONIO M ^a CLARET | 90 | 21 | 7,557 | 6,607 |
| COLEGIO SAN IGNACIO DE LOYOLA | 45 | 10 | 6,789 | 4,5 |
| COLEGIO SANTA CATALINA | 21 | 12 | 6,586 | 5,708 |
| COLEGIO SANTA ISABEL DE HUNGRÍA | 47 | 16 | 5,323 | 5,313 |
| E.A.A. Y O.A. PANCHO LASSO | 13 | 8 | 5,792 | 5,375 |
| ESCUELA DE ARTE GRAN CANARIA | 82 | 37 | 4,944 | 4,392 |
| I.B.A.D. (Vecindario) | 6 | 8 | 5,333 | 3,929 |
| I.E.S. JOSÉ FRUGONI PÉREZ | 26 | 10 | 4,808 | 3,95 |
| I.E.S. AGAETE | 14 | 5 | 3,75 | 3,6 |
| I.E.S. AGUSTÍN ESPINOSA | 54 | 13 | 5,811 | 4,223 |
| I.E.S. ALONSO QUESADA | 52 | 13 | 4,863 | 4,577 |
| I.E.S. AMURGA | 29 | 10 | 5,741 | 4,5 |
| I.E.S. ARGUINEGUÍN | 18 | 5 | 6,556 | 5,6 |
| I.E.S. ARRECIFE | 13 | 5 | 5,269 | 3,9 |
| I.E.S. ARUCAS-DOMINGO RIVERO | 44 | 12 | 6,093 | 4,458 |
| I.E.S. BAÑADEROS | 19 | 6 | 5,305 | 3,333 |
| I.E.S. BLAS CABRERA FELIPE (LANZAROTE) | 51 | 12 | 5,863 | 4,227 |
| I.E.S. CAIRASCO DE FIGUEROA | 19 | 3 | 6,237 | 7,833 |
| I.E.S. CARRIZAL | 32 | 8 | 5,484 | 4,438 |
| I.E.S. CASAS NUEVAS | 32 | 11 | 6,141 | 5,75 |
| I.E.S. CÉSAR MANRIQUE | 49 | 7 | 5,961 | 4,071 |
| I.E.S. CORRALEJO | 24 | 2 | 6,442 | 6,5 |

| | | | | |
|---------------------------------------|----|----|-------|-------|
| I.E.S. CRUCE DE ARINAGA | 18 | 5 | 5,611 | 4,5 |
| I.E.S. CRUZ DE PIEDRA | 9 | 8 | 5,944 | 5,313 |
| I.E.S. DOMINGO RIVERO | 1 | 0 | 7 | 0 |
| I.E.S. DORAMAS | 6 | 2 | 6,583 | 4 |
| I.E.S. EL CALERO | 30 | 9 | 5,817 | 4,889 |
| I.E.S. EL DOCTORAL | 13 | 10 | 6,269 | 6,05 |
| I.E.S. EL RINCÓN | 17 | 2 | 4,941 | 3,75 |
| I.E.S. FARO DE MASPALOMAS | 31 | 11 | 5,57 | 4,841 |
| I.E.S. FELO MONZÓN GRAU BASSAS | 26 | 6 | 5,596 | 4,667 |
| I.E.S. FERIA DEL ATLÁNTICO | 6 | 3 | 5,517 | 5,5 |
| I.E.S. FERNANDO SAGASETA | 5 | 2 | 7,625 | 3,75 |
| I.E.S. GRAN CANARIA | 14 | 4 | 4,679 | 4,075 |
| I.E.S. GRAN TARAJAL | 31 | 11 | 4,79 | 3,873 |
| I.E.S. GUANARTEME | 65 | 9 | 6,869 | 6,056 |
| I.E.S. GUÍA | 49 | 6 | 6,357 | 6,5 |
| I.E.S. HARÍA | 12 | 0 | 5,6 | 0 |
| I.E.S. INGENIO | 44 | 9 | 6,136 | 5,722 |
| I.E.S. ISABEL DE ESPAÑA | 62 | 26 | 6,348 | 5,942 |
| I.E.S. JANDÍA | 27 | 12 | 5,046 | 5,136 |
| I.E.S. JINAMAR II | 19 | 2 | 3,368 | 2,75 |
| I.E.S. JOAQUÍN ARTILES | 52 | 23 | 5,627 | 4,891 |
| I.E.S. JOSÉ ARENCIBIA GIL | 47 | 32 | 6,423 | 4,758 |
| I.E.S. JOSÉ SARAMAGO | 19 | 0 | 5,342 | 0 |
| I.E.S. JOSÉ ZERPA | 30 | 2 | 6,083 | 4,75 |
| I.E.S. LA ISLETA | 22 | 9 | 5,455 | 4 |
| I.E.S. LA MINILLA | 33 | 15 | 6,879 | 5,5 |
| I.E.S. LA OLIVA | 13 | 5 | 4,262 | 4 |
| I.E.S. LAS SALINAS | 5 | 2 | 6 | 4,25 |
| I.E.S. LILA | 4 | 2 | 5 | 3,25 |
| I.E.S. LOMO APOLINARIO | 16 | 5 | 5,375 | 4,9 |
| I.E.S. LOMO DE LA HERRADURA | 11 | 2 | 6,227 | 4,5 |
| I.E.S. LOS TARAHALES | 12 | 5 | 5,583 | 5,6 |
| I.E.S. MESA Y LÓPEZ | 25 | 6 | 6,04 | 4,25 |
| I.E.S. NUEVA ISLETA TONY GALLARDO | 26 | 5 | 4,784 | 2,8 |
| I.E.S. PABLO MONTESINO | 9 | 2 | 6 | 7 |
| I.E.S. PÉREZ GALDÓS | 56 | 17 | 5,264 | 5,467 |
| I.E.S. POLITÉCNICO | 92 | 14 | 6,505 | 5,036 |
| I.E.S. PRIMERO DE MAYO | 11 | 2 | 6,409 | 7 |
| I.E.S. PROFESOR ANTONIO CABRERA PÉREZ | 18 | 3 | 6,528 | 4,667 |
| I.E.S. PROFESOR JUAN PULIDO CASTRO | 59 | 15 | 6,405 | 6,3 |
| I.E.S. PUERTO DEL ROSARIO | 39 | 20 | 5,231 | 5,45 |
| I.E.S. ROQUE AMAGRO | 28 | 8 | 5,893 | 4,638 |
| I.E.S. SAN BARTOLOMÉ | 18 | 1 | 6,028 | 5 |
| I.E.S. SAN CRISTÓBAL | 6 | 3 | 4 | 4,033 |
| I.E.S. SAN DIEGO DE ALCALÁ | 47 | 18 | 5,44 | 5,333 |

| | | | | |
|---------------------------------|-------------|------------|--------------|--------------|
| I.E.S. SAN NICOLÁS DE TOLENTINO | 28 | 6 | 4,482 | 3,333 |
| I.E.S. SANTA BRÍGIDA | 25 | 9 | 5,56 | 6,222 |
| I.E.S. SANTA LUCÍA | 26 | 2 | 6,096 | 4 |
| I.E.S. SANTA MARÍA DE GUÍA | 18 | 3 | 5,682 | 6,4 |
| I.E.S. SANTA TERESA DE JESÚS | 31 | 11 | 6,032 | 5,182 |
| I.E.S. SANTIAGO SANTANA DÍAZ | 32 | 13 | 6,531 | 5,423 |
| I.E.S. SANTO TOMÁS DE AQUINO | 36 | 11 | 5,389 | 5,25 |
| I.E.S. SAULO TORÓN | 49 | 12 | 5,592 | 4,208 |
| I.E.S. SCHAMANN | 18 | 5 | 6,159 | 5,3 |
| I.E.S. SIETE PALMAS | 15 | 9 | 5,833 | 6 |
| I.E.S. TAFIRA | 26 | 3 | 6,327 | 7,333 |
| I.E.S. TÁMARA | 20 | 8 | 6,555 | 7,688 |
| I.E.S. TAMARACEITE | 26 | 4 | 5,423 | 4 |
| I.E.S. TEGUISE | 20 | 5 | 6,4 | 4,3 |
| I.E.S. TEROR | 31 | 12 | 6,258 | 4,136 |
| I.E.S. TIAS | 21 | 5 | 4,519 | 7,2 |
| I.E.S. TINAJO | 13 | 3 | 5,615 | 4 |
| I.E.S. TOMÁS MORALES | 44 | 9 | 6,65 | 5,667 |
| I.E.S. VALSEQUILLO | 24 | 7 | 5,771 | 4,086 |
| I.E.S. VECINDARIO | 49 | 8 | 5,704 | 4,125 |
| I.E.S. VEGA DE SAN JOSÉ | 8 | 3 | 4,125 | 5,333 |
| I.E.S. VEGA DE SAN MATEO | 29 | 14 | 5,828 | 4,357 |
| I.E.S. VIGÁN | 19 | 4 | 5,316 | 3,875 |
| I.E.S. VILLA DE FIRGAS | 13 | 5 | 6,423 | 4,94 |
| I.E.S. YAIZA | 20 | 8 | 6,25 | 5,875 |
| I.E.S. ZONZAMAS | 15 | 3 | 6,467 | 6,167 |
| TRIBUNAL FUERTEVENTURA | 17 | 5 | 4,4 | 3,25 |
| TRIBUNAL LANZAROTE | 15 | 18 | 5 | 4,5 |
| TRIBUNAL LAS PALMAS | 82 | 50 | 5,083 | 5,017 |
| TRIBUNAL NORTE | 5 | 5 | 3,9 | 4,25 |
| TRIBUNAL SUR | 20 | 11 | 5,868 | 6,125 |
| TRIBUNAL TELDE | 10 | 9 | 5,542 | 3,786 |
| Suma | 3171 | 975 | 5,996 | 5,090 |

| CORRECTORES | Nº Alumnos | | Nota media P.A.U. | |
|-------------|-------------|------------|-------------------|------------|
| | Junio | Septiembre | Junio | Septiembre |
| 1 | 155 | 67 | 5,636 | 5,446 |
| 2 | 155 | 67 | 6,929 | 4,856 |
| 3 | 156 | 67 | 6,013 | 5,112 |
| 4 | 171 | 75 | 6,688 | 4,996 |
| 5 | 170 | 67 | 5,941 | 5,334 |
| 6 | 170 | 67 | 6,053 | 5,875 |
| 7 | 181 | 67 | 6,155 | 5,381 |
| 8 | 167 | 67 | 6,211 | 4,848 |
| 9 | 171 | 66 | 5,943 | 5,296 |
| 10 | 156 | 68 | 6,158 | 4,347 |
| 11 | 166 | 67 | 5,466 | 4,701 |
| 12 | 165 | 67 | 5,461 | 5,769 |
| 13 | 165 | 0 | 6,117 | 0 |
| 14 | 155 | 67 | 6,676 | 4,694 |
| 15 | 165 | 67 | 6,328 | 4,706 |
| 16 | 165 | 0 | 5,13 | 0 |
| 17 | 155 | 0 | 5,849 | 0 |
| 18 | 165 | 0 | 6,003 | 0 |
| 19 | 167 | 0 | 5,21 | 0 |
| 30 | 0 | 1 | 0 | 0 |
| N.P. | 51 | 28 | 0 | 0 |
| Suma | 3171 | 975 | 0 | 0 |

| | Total | | Total | |
|----------------------|-------|--------|------------|--------|
| | Junio | | Septiembre | |
| | | % | | % |
| Nº de exámenes | 3171 | | 975 | |
| Nota media | 5,996 | | 5,090 | |
| Nº de aprobados | 2224 | 70,14% | 509 | 52,21% |
| Nº de suspendidos | 896 | 28,26% | 438 | 44,92% |
| Nº de no presentados | 51 | 1,61% | 28 | 2,87% |



MATEMÁTICAS APLICADAS A LAS CC. SOCIALES 2: CONVOCATORIAS JUNIO Y SEPTIEMBRE 2008

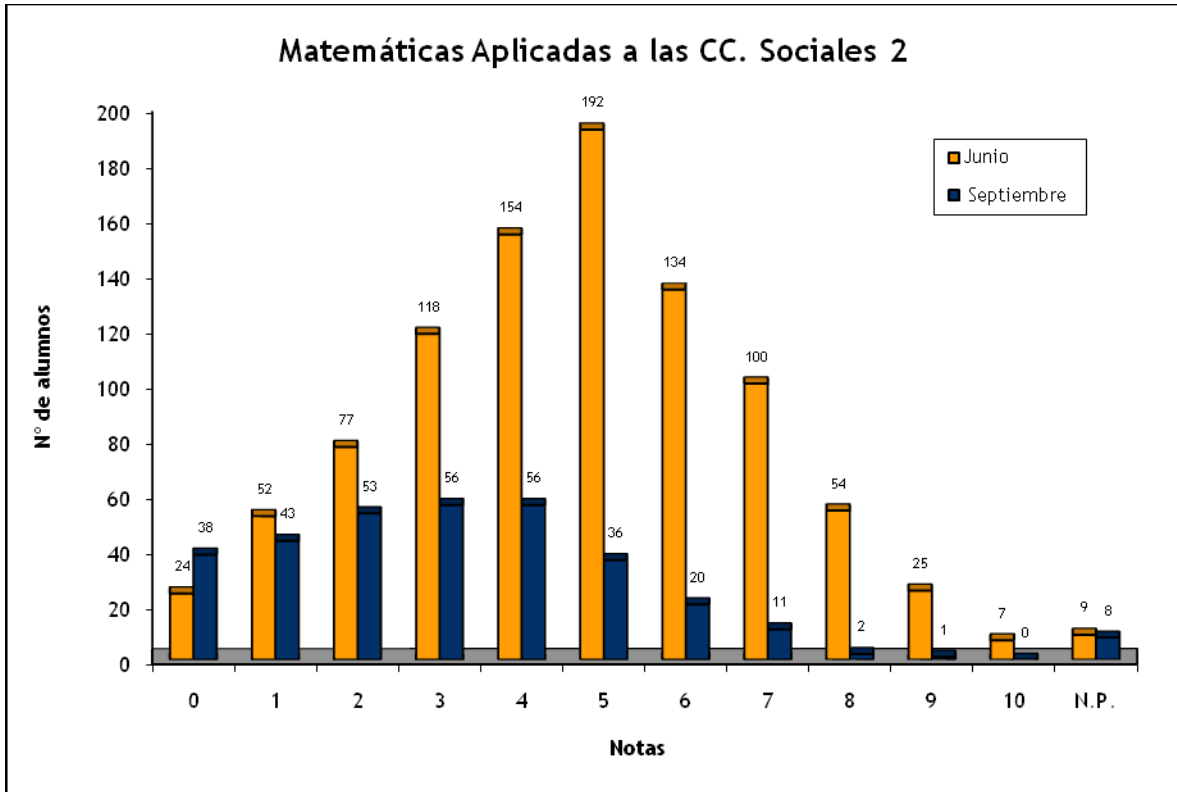
| | Nº de Alumnos | | Nota media P.A.U. | |
|---|---------------|------------|-------------------|------------|
| | Junio | Septiembre | Junio | Septiembre |
| ALUMNOS EXTRANJEROS | 3 | 0 | 4,05 | 0 |
| CAEPA ECCA | 4 | 7 | 4,325 | 1,857 |
| CEAD PROFESOR FÉLIX PÉREZ PARRILLA | 7 | 12 | 4,4 | 1,967 |
| CENTRO DE ENSEÑANZA NORTEAMERICANO | 5 | 0 | 6,48 | 0 |
| CENTRO PRIVADO SANTA TERESA DE JESÚS | 24 | 9 | 6,692 | 4,511 |
| COLEGIO ALMA'S MASPALOMAS | 11 | 0 | 5,164 | 0 |
| COLEGIO ARENAS INTERNACIONAL | 5 | 0 | 6,02 | 0 |
| COLEGIO ARENAS SUR | 7 | 0 | 6,614 | 0 |
| COLEGIO ARENAS-ATLÁNTICO | 11 | 0 | 6,255 | 0 |
| COLEGIO GAROÉ | 10 | 2 | 4,07 | 1,4 |
| COLEGIO GUAYDIL | 14 | 1 | 5,95 | 4,3 |
| COLEGIO HEIDELBERG | 16 | 2 | 6,581 | 3,4 |
| COLEGIO JAIME BALMES | 4 | 1 | 3,7 | 0 |
| COLEGIO NTRA. SRA. DEL PILAR | 5 | 3 | 3,56 | 1,633 |
| COLEGIO SAGRADO CORAZÓN | 3 | 0 | 7,767 | 0 |
| COLEGIO SALESIANO SAGRADO CORAZÓN | 21 | 4 | 5,181 | 3,45 |
| COLEGIO SAN ANTONIO M ^o CLARET | 26 | 4 | 5,762 | 5,475 |
| COLEGIO SAN IGNACIO DE LOYOLA | 8 | 4 | 5 | 5,475 |
| COLEGIO SANTA CATALINA | 11 | 4 | 4,945 | 4,2 |
| COLEGIO SANTA ISABEL DE HUNGRÍA | 14 | 8 | 6,079 | 4,588 |
| I.B.A.D. (Vecindario) | 3 | 4 | 3,767 | 2,333 |
| I.E.S. JOSÉ FRUGONI PÉREZ | 13 | 3 | 3,569 | 1,2 |
| I.E.S. AGAETE | 6 | 1 | 4,233 | 6 |
| I.E.S. AGUSTÍN ESPINOSA | 18 | 5 | 4,372 | 4,12 |
| I.E.S. ALONSO QUESADA | 28 | 5 | 4,393 | 3,16 |
| I.E.S. AMURGA | 10 | 3 | 5,98 | 3,433 |
| I.E.S. ARGUINEGUÍN | 5 | 2 | 6,54 | 0,55 |
| I.E.S. ARRECIFE | 6 | 1 | 6,017 | 2,3 |
| I.E.S. ARUCAS-DOMINGO RIVERO | 17 | 3 | 5,744 | 4,867 |
| I.E.S. BAÑADEROS | 4 | 3 | 5,7 | 3,033 |
| I.E.S. BLAS CABRERA FELIPE (LANZAROTE) | 10 | 2 | 4,12 | 2,4 |
| I.E.S. CAIRASCO DE FIGUEROA | 8 | 0 | 4,45 | 0 |
| I.E.S. CARRIZAL | 9 | 5 | 4,2 | 2,86 |
| I.E.S. CASAS NUEVAS | 8 | 3 | 4,563 | 2,7 |
| I.E.S. CÉSAR MANRIQUE | 6 | 1 | 5,717 | 3,3 |
| I.E.S. CORRALEJO | 3 | 0 | 3,867 | 0 |
| I.E.S. CRUCE DE ARINAGA | 6 | 3 | 5,617 | 4,7 |
| I.E.S. CRUZ DE PIEDRA | 4 | 1 | 5,525 | 0,5 |
| I.E.S. DOMINGO RIVERO | 1 | 0 | 2,3 | 0 |
| I.E.S. DORAMAS | 2 | 2 | 4,15 | 1,15 |

| | | | | |
|---------------------------------------|----|----|-------|-------|
| I.E.S. EL CALERO | 4 | 2 | 3,825 | 3,5 |
| I.E.S. EL DOCTORAL | 3 | 1 | 6,333 | 6,8 |
| I.E.S. EL RINCÓN | 7 | 1 | 4,829 | 0,5 |
| I.E.S. FARO DE MASPALOMAS | 8 | 2 | 5,8 | 2,9 |
| I.E.S. FELO MONZÓN GRAU BASSAS | 12 | 3 | 4,908 | 4,6 |
| I.E.S. FERIA DEL ATLÁNTICO | 4 | 2 | 4,125 | 3 |
| I.E.S. FERNANDO SAGASETA | 1 | 0 | 7,5 | 0 |
| I.E.S. GRAN CANARIA | 5 | 1 | 4,42 | 0,8 |
| I.E.S. GRAN TARAJAL | 3 | 1 | 2,533 | 4,8 |
| I.E.S. GUANARTEME | 15 | 2 | 5,2 | 3,25 |
| I.E.S. GUÍA | 20 | 2 | 5,595 | 2,5 |
| I.E.S. HARÍA | 4 | 0 | 4,525 | 0 |
| I.E.S. INGENIO | 6 | 6 | 7,783 | 5,733 |
| I.E.S. ISABEL DE ESPAÑA | 23 | 13 | 5,717 | 4,538 |
| I.E.S. JANDÍA | 10 | 2 | 6,9 | 4,5 |
| I.E.S. JINAMAR II | 4 | 0 | 2,1 | 0 |
| I.E.S. JOAQUÍN ARTILES | 13 | 7 | 5,292 | 5,057 |
| I.E.S. JOSÉ ARENCIBIA GIL | 11 | 11 | 5,055 | 3,645 |
| I.E.S. JOSÉ SARAMAGO | 7 | 0 | 5,414 | 0 |
| I.E.S. JOSÉ ZERPA | 6 | 0 | 5,583 | 0 |
| I.E.S. LA ISLETA | 9 | 5 | 5,456 | 4,7 |
| I.E.S. LA MINILLA | 9 | 3 | 6 | 2,933 |
| I.E.S. LA OLIVA | 9 | 3 | 3,789 | 3,5 |
| I.E.S. LAS SALINAS | 1 | 1 | 1,5 | 2,8 |
| I.E.S. LILA | 1 | 1 | 9,7 | 7 |
| I.E.S. LOMO APOLINARIO | 7 | 3 | 2,029 | 2,2 |
| I.E.S. LOMO DE LA HERRADURA | 4 | 0 | 3,95 | 0 |
| I.E.S. LOS TARAHALES | 3 | 2 | 6,667 | 4,8 |
| I.E.S. MESA Y LÓPEZ | 4 | 2 | 3,275 | 4,65 |
| I.E.S. NUEVA ISLETA TONY GALLARDO | 2 | 0 | 1,85 | 0 |
| I.E.S. PABLO MONTESINO | 1 | 0 | 7 | 0 |
| I.E.S. PÉREZ GALDÓS | 26 | 5 | 3,831 | 2,45 |
| I.E.S. POLITÉCNICO | 30 | 6 | 5,343 | 3,333 |
| I.E.S. PRIMERO DE MAYO | 0 | 1 | 0 | 4,8 |
| I.E.S. PROFESOR ANTONIO CABRERA PÉREZ | 5 | 0 | 3,54 | 0 |
| I.E.S. PROFESOR JUAN PULIDO CASTRO | 15 | 9 | 4,927 | 2,722 |
| I.E.S. PUERTO DEL ROSARIO | 9 | 11 | 5,278 | 2,145 |
| I.E.S. ROQUE AMAGRO | 8 | 2 | 5,5 | 2,4 |
| I.E.S. SAN BARTOLOMÉ | 7 | 1 | 4,343 | 1,8 |
| I.E.S. SAN CRISTÓBAL | 3 | 1 | 2,233 | 3 |
| I.E.S. SAN DIEGO DE ALCALÁ | 15 | 4 | 5,247 | 4,225 |
| I.E.S. SAN NICOLÁS DE TOLENTINO | 8 | 3 | 4,213 | 2,667 |
| I.E.S. SANTA BRÍGIDA | 4 | 2 | 5,75 | 2,9 |
| I.E.S. SANTA LUCÍA | 10 | 0 | 4,59 | 0 |
| I.E.S. SANTA MARÍA DE GUÍA | 5 | 2 | 3,6 | 2,1 |

| | | | | |
|------------------------------|------------|------------|--------------|--------------|
| I.E.S. SANTA TERESA DE JESÚS | 14 | 2 | 6,707 | 4 |
| I.E.S. SANTIAGO SANTANA DÍAZ | 9 | 2 | 7,244 | 2,95 |
| I.E.S. SANTO TOMÁS DE AQUINO | 14 | 4 | 4,1 | 4,25 |
| I.E.S. SAULO TORÓN | 6 | 4 | 3,9 | 1 |
| I.E.S. SCHAMANN | 5 | 0 | 3,56 | 0 |
| I.E.S. SIETE PALMAS | 3 | 5 | 4,267 | 5,02 |
| I.E.S. TAFIRA | 6 | 1 | 2,433 | 3,3 |
| I.E.S. TÁMARA | 5 | 6 | 6,22 | 5,7 |
| I.E.S. TAMARACEITE | 7 | 3 | 2,771 | 1,1 |
| I.E.S. TEGUISE | 9 | 1 | 7,678 | 4,8 |
| I.E.S. TEROR | 6 | 4 | 5,033 | 6,267 |
| I.E.S. TIAS | 9 | 2 | 4,544 | 3,65 |
| I.E.S. TINAJO | 3 | 2 | 5,433 | 1 |
| I.E.S. TOMÁS MORALES | 14 | 8 | 5,343 | 3,613 |
| I.E.S. VALSEQUILLO | 15 | 5 | 3,54 | 2,12 |
| I.E.S. VECINDARIO | 17 | 6 | 4 | 3,6 |
| I.E.S. VEGA DE SAN JOSÉ | 3 | 0 | 3,967 | 0 |
| I.E.S. VEGA DE SAN MATEO | 7 | 3 | 4,071 | 1,333 |
| I.E.S. VIGÁN | 7 | 3 | 4,214 | 3,733 |
| I.E.S. VILLA DE FIRGAS | 2 | 4 | 5,9 | 2,7 |
| I.E.S. YAIZA | 10 | 4 | 5,72 | 3,025 |
| I.E.S. ZONZAMAS | 5 | 1 | 5,42 | 5,3 |
| TRIBUNAL FUERTEVENTURA | 1 | 1 | 0,1 | 2 |
| TRIBUNAL LANZAROTE | 1 | 2 | 3,5 | 1,8 |
| TRIBUNAL LAS PALMAS | 20 | 12 | 3,938 | 1,87 |
| TRIBUNAL NORTE | 2 | 1 | 4,9 | 3 |
| TRIBUNAL SUR | 7 | 2 | 3,729 | 1,15 |
| TRIBUNAL TELDE | 2 | 5 | 3,3 | 1,867 |
| Suma | 946 | 324 | 5,022 | 3,344 |

| CORRECTORES | Nº Alumnos | | Nota media P.A.U. | |
|-------------|------------|------------|-------------------|------------|
| | Junio | Septiembre | Junio | Septiembre |
| 1 | 36 | 20 | 5,011 | 3,905 |
| 2 | 100 | 50 | 5,258 | 3,464 |
| 3 | 125 | 49 | 4,784 | 2,99 |
| 4 | 100 | 50 | 4,958 | 2,508 |
| 5 | 125 | 50 | 5,126 | 3,548 |
| 6 | 125 | 50 | 5,244 | 3,96 |
| 7 | 100 | 0 | 5,061 | 0 |
| 8 | 125 | 46 | 5,048 | 3,437 |
| 9 | 100 | 0 | 4,723 | 0 |
| 30 | 1 | 1 | 0 | 0 |
| N.P. | 9 | 8 | 0 | 0 |
| Suma | 946 | 324 | 0 | 0 |

| | Total | | Total | |
|----------------------|-------|--------|------------|--------|
| | Junio | | Septiembre | |
| | Total | % | Total | % |
| Nº de exámenes | 946 | | 324 | |
| Nota media | 5,022 | | 3,344 | |
| Nº de aprobados | 512 | 54,12% | 70 | 21,60% |
| Nº de suspendidos | 425 | 44,93% | 246 | 75,93% |
| Nº de no presentados | 9 | 0,95% | 8 | 2,47% |



MATEMÁTICAS 2: CONVOCATORIAS JUNIO Y SEPTIEMBRE 2008

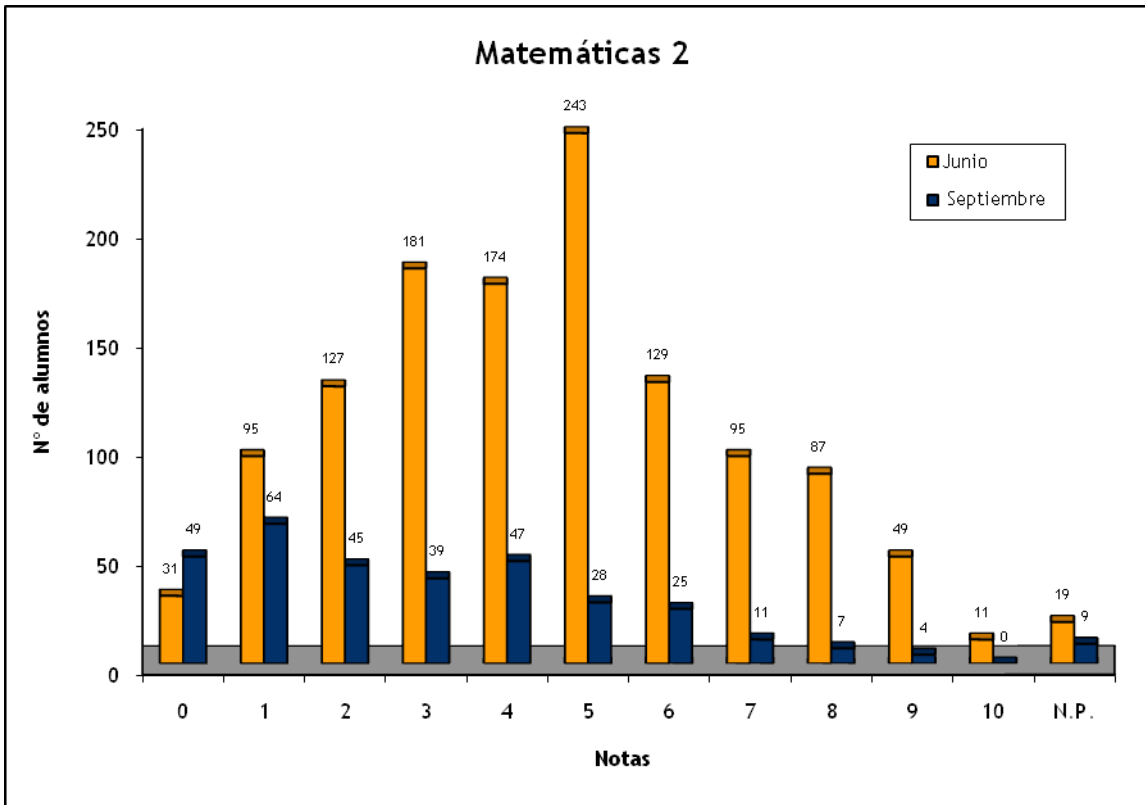
| | Nº de Alumnos | | Nota media P.A.U. | |
|---|---------------|------------|-------------------|------------|
| | Junio | Septiembre | Junio | Septiembre |
| ALUMNOS EXTRANJEROS | 3 | 0 | 0 | 0 |
| CAEPA ECCA | 2 | 2 | 0,55 | 2,2 |
| CEAD PROFESOR FÉLIX PÉREZ PARRILLA | 7 | 6 | 4,033 | 1,45 |
| CENTRO DE ENSEÑANZA NORTEAMERICANO | 5 | 1 | 3,92 | 1,7 |
| CENTRO PRIVADO ANITA CONRAD | 2 | 0 | 7,05 | 0 |
| CENTRO PRIVADO SANTA TERESA DE JESÚS | 26 | 6 | 6,692 | 4,15 |
| COLEGIO ALMA'S MASPALOMAS | 23 | 3 | 4,709 | 5,833 |
| COLEGIO ARENAS INTERNACIONAL | 13 | 4 | 5,992 | 5,025 |
| COLEGIO ARENAS SUR | 5 | 1 | 7,82 | 6,3 |
| COLEGIO ARENAS-ATLÁNTICO | 6 | 1 | 5,92 | 6,5 |
| COLEGIO GAROÉ | 9 | 5 | 3,767 | 3,28 |
| COLEGIO GUAYDIL | 22 | 2 | 5,218 | 1,9 |
| COLEGIO HEIDELBERG | 38 | 2 | 7,037 | 4,75 |
| COLEGIO HISPANO INGLÉS | 6 | 0 | 4,175 | 0 |
| COLEGIO JAIME BALMES | 7 | 2 | 4,529 | 4,85 |
| COLEGIO NTRA. SRA. DEL PILAR | 11 | 1 | 3,964 | 1 |
| COLEGIO SAGRADO CORAZÓN | 6 | 0 | 6,9 | 0 |
| COLEGIO SALESIANO SAGRADO CORAZÓN | 38 | 9 | 5,532 | 3,233 |
| COLEGIO SAN ANTONIO M ^o CLARET | 64 | 16 | 5,303 | 3,706 |
| COLEGIO SAN IGNACIO DE LOYOLA | 22 | 6 | 5,114 | 4,4 |
| COLEGIO SANTA CATALINA | 5 | 1 | 6,56 | 7,8 |
| COLEGIO SANTA ISABEL DE HUNGRÍA | 21 | 6 | 4,943 | 2,883 |
| I.B.A.D. (Vecindario) | 3 | 2 | 4,6 | 2,5 |
| I.E.S. JOSÉ FRUGONI PÉREZ | 2 | 1 | 5,85 | 3 |
| I.E.S. AGAETE | 3 | 0 | 3,833 | 0 |
| I.E.S. AGUSTÍN ESPINOSA | 20 | 4 | 3,32 | 1,05 |
| I.E.S. ALONSO QUESADA | 13 | 6 | 3,977 | 4,317 |
| I.E.S. AMURGA | 9 | 1 | 4,611 | 9 |
| I.E.S. ARGUINEGUÍN | 6 | 2 | 6,283 | 4,9 |
| I.E.S. ARRECIFE | 6 | 3 | 2,8 | 0,867 |
| I.E.S. ARUCAS-DOMINGO RIVERO | 14 | 3 | 6,093 | 3,867 |
| I.E.S. BAÑADEROS | 8 | 2 | 3,6 | 4 |
| I.E.S. BLAS CABRERA FELIPE (LANZAROTE) | 29 | 5 | 3,717 | 1,225 |
| I.E.S. CAIRASCO DE FIGUEROA | 7 | 1 | 5,429 | 1 |
| I.E.S. CARRIZAL | 8 | 1 | 4,063 | 7,5 |
| I.E.S. CASAS NUEVAS | 6 | 4 | 4,717 | 4,7 |
| I.E.S. CÉSAR MANRIQUE | 16 | 2 | 3,75 | 2,5 |
| I.E.S. CORRALEJO | 12 | 2 | 5,358 | 3,9 |
| I.E.S. CRUCE DE ARINAGA | 10 | 0 | 3,23 | 0 |
| I.E.S. CRUZ DE PIEDRA | 7 | 4 | 1,543 | 1,625 |

| | | | | |
|---------------------------------------|----|---|-------|-------|
| I.E.S. DORAMAS | 4 | 0 | 2,8 | 0 |
| I.E.S. EL CALERO | 12 | 5 | 5,458 | 3,26 |
| I.E.S. EL DOCTORAL | 8 | 4 | 5,2 | 3,9 |
| I.E.S. EL RINCÓN | 4 | 1 | 4,775 | 1,5 |
| I.E.S. FARO DE MASPALOMAS | 9 | 2 | 4,122 | 6,8 |
| I.E.S. FELO MONZÓN GRAU BASSAS | 2 | 1 | 3,65 | 0,4 |
| I.E.S. FERIA DEL ATLÁNTICO | 1 | 1 | 0,8 | 1,5 |
| I.E.S. FERNANDO SAGASETA | 1 | 1 | 0 | 5 |
| I.E.S. GRAN CANARIA | 6 | 3 | 4,433 | 3,033 |
| I.E.S. GRAN TARAJAL | 17 | 8 | 4,812 | 2,65 |
| I.E.S. GUANARTEME | 31 | 4 | 6,071 | 3,35 |
| I.E.S. GUÍA | 15 | 1 | 3,467 | 0 |
| I.E.S. HARÍA | 4 | 0 | 2,025 | 0 |
| I.E.S. INGENIO | 23 | 2 | 4,778 | 3,4 |
| I.E.S. ISABEL DE ESPAÑA | 23 | 9 | 5,335 | 2,256 |
| I.E.S. JANDÍA | 5 | 4 | 4,42 | 4,5 |
| I.E.S. JINAMAR II | 6 | 0 | 4,65 | 0 |
| I.E.S. JOAQUÍN ARTILES | 13 | 4 | 5,777 | 3,975 |
| I.E.S. JOSÉ ARENCIBIA GIL | 18 | 6 | 7,572 | 4,917 |
| I.E.S. JOSÉ SARAMAGO | 5 | 0 | 5,46 | 0 |
| I.E.S. JOSÉ ZERPA | 13 | 1 | 5,531 | 4,8 |
| I.E.S. LA ISLETA | 12 | 4 | 6,317 | 2,925 |
| I.E.S. LA MINILLA | 8 | 7 | 8,275 | 5,9 |
| I.E.S. LA OLIVA | 4 | 2 | 0,525 | 0,25 |
| I.E.S. LAS SALINAS | 1 | 1 | 7,3 | 3,3 |
| I.E.S. LILA | 3 | 1 | 3 | 2 |
| I.E.S. LOMO APOLINARIO | 6 | 2 | 4,783 | 3,05 |
| I.E.S. LOMO DE LA HERRADURA | 3 | 2 | 4,4 | 1,5 |
| I.E.S. LOS TARAHALES | 5 | 2 | 4,2 | 4,4 |
| I.E.S. MESA Y LÓPEZ | 6 | 1 | 6,983 | 4 |
| I.E.S. NUEVA ISLETA TONY GALLARDO | 3 | 2 | 3,433 | 0,75 |
| I.E.S. PABLO MONTESINO | 2 | 0 | 2,55 | 0 |
| I.E.S. PÉREZ GALDÓS | 10 | 3 | 2,64 | 6,2 |
| I.E.S. POLITÉCNICO | 50 | 7 | 5,82 | 4,314 |
| I.E.S. PRIMERO DE MAYO | 2 | 1 | 3,55 | 1,9 |
| I.E.S. PROFESOR ANTONIO CABRERA PÉREZ | 7 | 1 | 4,829 | 1,5 |
| I.E.S. PROFESOR JUAN PULIDO CASTRO | 22 | 2 | 5,041 | 3,4 |
| I.E.S. PUERTO DEL ROSARIO | 26 | 8 | 3,831 | 3,55 |
| I.E.S. ROQUE AMAGRO | 5 | 2 | 5,88 | 2,4 |
| I.E.S. SAN BARTOLOMÉ | 6 | 0 | 3,467 | 0 |
| I.E.S. SAN DIEGO DE ALCALÁ | 13 | 2 | 4,2 | 4,25 |
| I.E.S. SAN NICOLÁS DE TOLENTINO | 12 | 2 | 3,4 | 1,25 |
| I.E.S. SANTA BRÍGIDA | 9 | 3 | 6,278 | 3,833 |
| I.E.S. SANTA LUCÍA | 11 | 2 | 3,891 | 3,9 |
| I.E.S. SANTA MARÍA DE GUÍA | 8 | 1 | 4,638 | 2,3 |

| | | | | |
|------------------------------|-------------|------------|--------------|--------------|
| I.E.S. SANTA TERESA DE JESÚS | 5 | 7 | 6,46 | 2,986 |
| I.E.S. SANTIAGO SANTANA DÍAZ | 8 | 2 | 5,675 | 3,65 |
| I.E.S. SANTO TOMÁS DE AQUINO | 17 | 7 | 3,165 | 2,367 |
| I.E.S. SAULO TORÓN | 21 | 3 | 3,686 | 1,533 |
| I.E.S. SCHAMANN | 7 | 2 | 5,4 | 0,8 |
| I.E.S. SIETE PALMAS | 6 | 1 | 4,267 | 2,8 |
| I.E.S. TAFIRA | 8 | 0 | 4,713 | 0 |
| I.E.S. TÁMARA | 14 | 2 | 5,329 | 4,4 |
| I.E.S. TAMARACEITE | 4 | 0 | 2,875 | 0 |
| I.E.S. TEGUISE | 1 | 0 | 6,3 | 0 |
| I.E.S. TEROR | 15 | 3 | 5,133 | 2,367 |
| I.E.S. TIAS | 9 | 0 | 4,422 | 0 |
| I.E.S. TINAJO | 10 | 1 | 4,58 | 5,3 |
| I.E.S. TOMÁS MORALES | 23 | 2 | 5,022 | 3 |
| I.E.S. VALSEQUILLO | 9 | 2 | 4,033 | 0 |
| I.E.S. VECINDARIO | 21 | 1 | 5,019 | 7 |
| I.E.S. VEGA DE SAN JOSÉ | 3 | 3 | 5,2 | 3,767 |
| I.E.S. VEGA DE SAN MATEO | 10 | 4 | 4,265 | 1,15 |
| I.E.S. VIGÁN | 5 | 0 | 4,52 | 0 |
| I.E.S. VILLA DE FIRGAS | 8 | 1 | 4,45 | 4,3 |
| I.E.S. YAIZA | 4 | 3 | 6,125 | 3,2 |
| I.E.S. ZONZAMAS | 1 | 2 | 5 | 4,65 |
| TRIBUNAL FUERTEVENTURA | 10 | 3 | 2,4 | 3,5 |
| TRIBUNAL LANZAROTE | 10 | 13 | 1,957 | 2,208 |
| TRIBUNAL LAS PALMAS | 27 | 22 | 3,3 | 2,437 |
| TRIBUNAL NORTE | 1 | 3 | 0,5 | 2,167 |
| TRIBUNAL SUR | 6 | 5 | 5,96 | 1,367 |
| TRIBUNAL TELDE | 4 | 4 | 2,933 | 2,325 |
| Suma | 1241 | 328 | 4,870 | 3,214 |

| CORRECTORES | Nº Alumnos | | Nota media P.A.U. | |
|-------------|-------------|------------|-------------------|------------|
| | Junio | Septiembre | Junio | Septiembre |
| 1 | 135 | 40 | 5,032 | 4,158 |
| 2 | 134 | 41 | 5,231 | 2,632 |
| 3 | 135 | 42 | 4,241 | 3,367 |
| 4 | 136 | 40 | 4,114 | 3,498 |
| 5 | 136 | 40 | 5,163 | 3,235 |
| 6 | 136 | 40 | 4,293 | 2,993 |
| 7 | 136 | 36 | 5,872 | 2,814 |
| 8 | 135 | 36 | 5,219 | 3,317 |
| 9 | 135 | 0 | 4,751 | 0 |
| 20 | 2 | 0 | 4,4 | 0 |
| 30 | 2 | 4 | 0 | 0 |
| N.P. | 19 | 9 | 0 | 0 |
| Suma | 1241 | 328 | 0 | 0 |

| | Total | | Total | |
|----------------------|-------|--------|------------|--------|
| | % | | % | |
| | Junio | | Septiembre | |
| Nº de exámenes | 1241 | | 328 | |
| Nota media | 4,870 | | 3,214 | |
| Nº de aprobados | 614 | 49,48% | 75 | 22,87% |
| Nº de suspendidos | 608 | 48,99% | 244 | 74,39% |
| Nº de no presentados | 19 | 1,53% | 9 | 2,74% |

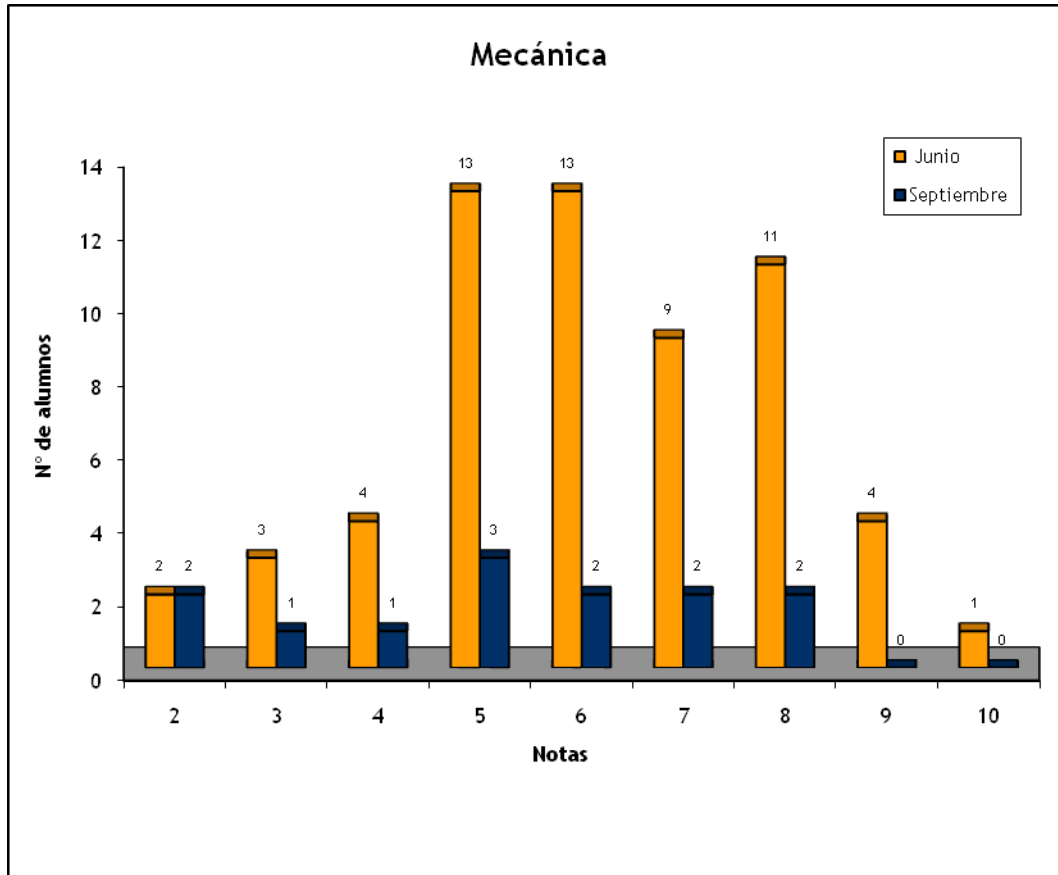


MECÁNICA: CONVOCATORIAS JUNIO Y SEPTIEMBRE 2008

| | Nº de Alumnos | | Nota media P.A.U. | |
|------------------------------------|---------------|------------|-------------------|--------------|
| | Junio | Septiembre | Junio | Septiembre |
| CEAD PROFESOR FÉLIX PÉREZ PARRILLA | 0 | 1 | 0 | 4,2 |
| COLEGIO HEIDELBERG | 13 | 1 | 7,8 | 5,2 |
| COLEGIO SAN IGNACIO DE LOYOLA | 13 | 5 | 6,823 | 6,26 |
| I.E.S. ARGUINEGUÍN | 5 | 2 | 6,08 | 6,95 |
| I.E.S. PÉREZ GALDÓS | 4 | 0 | 6,075 | 0 |
| I.E.S. POLITÉCNICO | 13 | 1 | 6,546 | 5 |
| I.E.S. PUERTO DEL ROSARIO | 10 | 2 | 5,37 | 5,1 |
| TRIBUNAL LAS PALMAS | 2 | 1 | 6,7 | 2 |
| Suma | 60 | 13 | 6,617 | 5,523 |

| CORRECTORES | Nº Alumnos | | Nota media P.A.U. | |
|-------------|------------|------------|-------------------|------------|
| | Junio | Septiembre | Junio | Septiembre |
| 1 | 60 | 13 | 6,617 | 5,523 |
| Suma | 60 | 13 | 0 | 0 |

| | Total | | Total | |
|----------------------|-------|------------|--------|------------|
| | % | | % | |
| | Junio | Septiembre | Junio | Septiembre |
| Nº de exámenes | 60 | 13 | | |
| Nota media | 6,617 | 5,523 | | |
| Nº de aprobados | 51 | 9 | 85,00% | 69,23% |
| Nº de suspendidos | 9 | 4 | 15,00% | 30,77% |
| Nº de no presentados | 0 | 0 | 0,00% | 0,00% |



QUÍMICA: CONVOCATORIAS JUNIO Y SEPTIEMBRE 2008

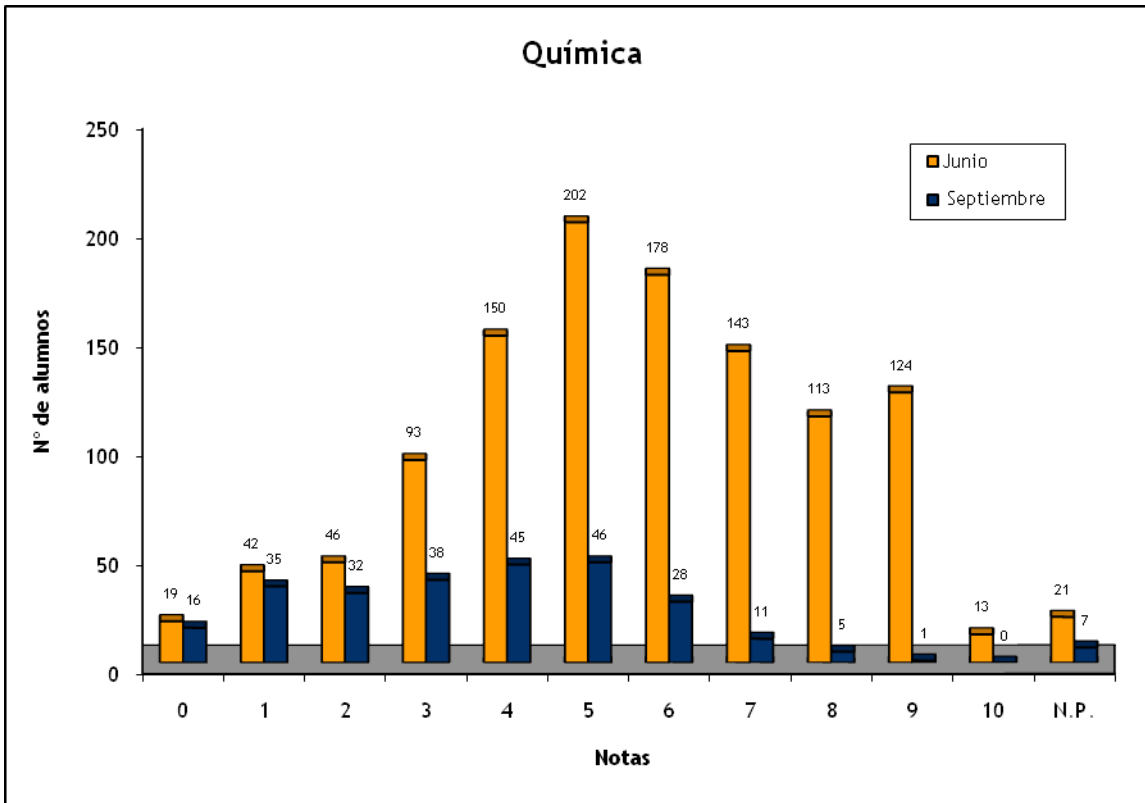
| | Nº de Alumnos | | Nota media P.A.U. | |
|---|---------------|------------|-------------------|------------|
| | Junio | Septiembre | Junio | Septiembre |
| ALUMNOS EXTRANJEROS | 5 | 1 | 0,333 | 0 |
| CAEPA ECCA | 4 | 3 | 2,45 | 3,8 |
| CEAD PROFESOR FÉLIX PÉREZ PARRILLA | 7 | 8 | 4,443 | 3,094 |
| CENTRO DE ENSEÑANZA NORTEAMERICANO | 3 | 0 | 6,6 | 0 |
| CENTRO PRIVADO SANTA TERESA DE JESÚS | 20 | 2 | 8,22 | 5,1 |
| COLEGIO ALMA'S MASPALOMAS | 14 | 2 | 4,529 | 3,6 |
| COLEGIO ARENAS INTERNACIONAL | 2 | 1 | 8,5 | 4,2 |
| COLEGIO ARENAS SUR | 3 | 0 | 7,033 | 0 |
| COLEGIO ARENAS-ATLÁNTICO | 4 | 0 | 6,1 | 0 |
| COLEGIO GAROÉ | 8 | 3 | 5,3 | 5,633 |
| COLEGIO GUAYDIL | 22 | 2 | 8,145 | 5 |
| COLEGIO HEIDELBERG | 31 | 0 | 6,723 | 0 |
| COLEGIO HISPANO INGLÉS | 2 | 0 | 7 | 0 |
| COLEGIO JAIME BALMES | 4 | 0 | 3,825 | 0 |
| COLEGIO NTRA. SRA. DEL PILAR | 15 | 1 | 5,44 | 1 |
| COLEGIO SAGRADO CORAZÓN | 5 | 0 | 7,08 | 0 |
| COLEGIO SALESIANO SAGRADO CORAZÓN | 28 | 6 | 6,861 | 4,417 |
| COLEGIO SAN ANTONIO M ^o CLARET | 36 | 8 | 7,061 | 5,1 |
| COLEGIO SAN IGNACIO DE LOYOLA | 15 | 1 | 6,227 | 3,3 |
| COLEGIO SANTA CATALINA | 5 | 1 | 5,52 | 3,9 |
| COLEGIO SANTA ISABEL DE HUNGRÍA | 17 | 3 | 5,8 | 5,167 |
| I.B.A.D. (Vecindario) | 2 | 2 | 3,45 | 5,4 |
| I.E.S. JOSÉ FRUGONI PÉREZ | 4 | 4 | 5,95 | 4 |
| I.E.S. AGAETE | 1 | 0 | 5,2 | 0 |
| I.E.S. AGUSTÍN ESPINOSA | 21 | 3 | 4,48 | 1,4 |
| I.E.S. ALONSO QUESADA | 15 | 2 | 4,333 | 2,35 |
| I.E.S. AMURGA | 13 | 4 | 5,738 | 3,85 |
| I.E.S. ARGUINEGUÍN | 3 | 0 | 7,267 | 0 |
| I.E.S. ARRECIFE | 6 | 3 | 2,85 | 1,467 |
| I.E.S. ARUCAS-DOMINGO RIVERO | 13 | 0 | 6,592 | 0 |
| I.E.S. BAÑADEROS | 5 | 1 | 3,78 | 0 |
| I.E.S. BLAS CABRERA FELIPE (LANZAROTE) | 18 | 4 | 5,656 | 4,075 |
| I.E.S. CAIRASCO DE FIGUEROA | 4 | 1 | 5,9 | 4 |
| I.E.S. CARRIZAL | 10 | 2 | 6,5 | 6,55 |
| I.E.S. CASAS NUEVAS | 7 | 0 | 5,029 | 0 |
| I.E.S. CÉSAR MANRIQUE | 31 | 6 | 5,826 | 4,833 |
| I.E.S. CORRALEJO | 8 | 2 | 5 | 5,45 |
| I.E.S. CRUCE DE ARINAGA | 8 | 0 | 6,188 | 0 |
| I.E.S. CRUZ DE PIEDRA | 4 | 1 | 3,65 | 4,1 |

| | | | | |
|---------------------------------------|----|---|-------|-------|
| I.E.S. DORAMAS | 4 | 0 | 7,05 | 0 |
| I.E.S. EL CALERO | 13 | 1 | 5,908 | 3,1 |
| I.E.S. EL DOCTORAL | 6 | 4 | 7,517 | 6,475 |
| I.E.S. EL RINCÓN | 8 | 0 | 5,288 | 0 |
| I.E.S. FELO MONZÓN GRAU BASSAS | 7 | 1 | 5,4 | 1,4 |
| I.E.S. FERIA DEL ATLÁNTICO | 1 | 0 | 2,6 | 0 |
| I.E.S. FERNANDO SAGASETA | 2 | 0 | 6,3 | 0 |
| I.E.S. GRAN CANARIA | 6 | 3 | 5,283 | 5,433 |
| I.E.S. GRAN TARAJAL | 7 | 4 | 5,2 | 5,125 |
| I.E.S. GUANARTEME | 30 | 2 | 7,5 | 5,8 |
| I.E.S. GUÍA | 17 | 3 | 7,024 | 4,5 |
| I.E.S. HARÍA | 4 | 0 | 5,3 | 0 |
| I.E.S. INGENIO | 22 | 1 | 6,968 | 3 |
| I.E.S. ISABEL DE ESPAÑA | 22 | 9 | 6,682 | 4,567 |
| I.E.S. JANDÍA | 5 | 4 | 5,8 | 3,5 |
| I.E.S. JINAMAR II | 9 | 1 | 6 | 3,9 |
| I.E.S. JOAQUÍN ARTILES | 22 | 7 | 5,8 | 2,886 |
| I.E.S. JOSÉ ARENCIBIA GIL | 16 | 6 | 6,656 | 3,283 |
| I.E.S. JOSÉ SARAMAGO | 5 | 0 | 8,36 | 0 |
| I.E.S. JOSÉ ZERPA | 10 | 1 | 6,97 | 5,3 |
| I.E.S. LA ISLETA | 10 | 4 | 5,51 | 4,275 |
| I.E.S. LA MINILLA | 9 | 7 | 7,822 | 4,957 |
| I.E.S. LA OLIVA | 4 | 2 | 3,35 | 2,2 |
| I.E.S. LAS SALINAS | 4 | 1 | 5,5 | 5 |
| I.E.S. LILA | 0 | 1 | 0 | 1,2 |
| I.E.S. LOMO APOLINARIO | 3 | 2 | 1,567 | 1,5 |
| I.E.S. LOMO DE LA HERRADURA | 2 | 0 | 4,5 | 0 |
| I.E.S. LOS TARAHALES | 5 | 2 | 6,74 | 3,6 |
| I.E.S. MESA Y LÓPEZ | 6 | 2 | 7,4 | 4,8 |
| I.E.S. NUEVA ISLETA TONY GALLARDO | 9 | 0 | 5,638 | 0 |
| I.E.S. PABLO MONTESINO | 3 | 0 | 3,4 | 0 |
| I.E.S. PÉREZ GALDÓS | 11 | 6 | 5,182 | 4,933 |
| I.E.S. POLITÉCNICO | 21 | 2 | 7,533 | 4,5 |
| I.E.S. PRIMERO DE MAYO | 4 | 0 | 6,2 | 0 |
| I.E.S. PROFESOR ANTONIO CABRERA PÉREZ | 4 | 1 | 5,175 | 0,3 |
| I.E.S. PROFESOR JUAN PULIDO CASTRO | 21 | 2 | 6,045 | 3,6 |
| I.E.S. PUERTO DEL ROSARIO | 14 | 2 | 4,493 | 4,8 |
| I.E.S. ROQUE AMAGRO | 11 | 2 | 6,073 | 3,3 |
| I.E.S. SAN BARTOLOMÉ | 6 | 0 | 7,15 | 0 |
| I.E.S. SAN CRISTÓBAL | 3 | 2 | 2,9 | 0,85 |
| I.E.S. SAN DIEGO DE ALCALÁ | 9 | 9 | 4,089 | 3,011 |
| I.E.S. SAN NICOLÁS DE TOLENTINO | 7 | 1 | 4,786 | 4 |
| I.E.S. SANTA BRÍGIDA | 16 | 5 | 7,25 | 6,14 |
| I.E.S. SANTA LUCÍA | 6 | 0 | 6,4 | 0 |
| I.E.S. SANTA MARÍA DE GUÍA | 8 | 0 | 5,586 | 0 |

| | | | | |
|------------------------------|-------------|------------|--------------|--------------|
| I.E.S. SANTA TERESA DE JESÚS | 3 | 4 | 7,5 | 4,675 |
| I.E.S. SANTIAGO SANTANA DÍAZ | 14 | 5 | 6,857 | 4,54 |
| I.E.S. SANTO TOMÁS DE AQUINO | 18 | 4 | 4,917 | 2,567 |
| I.E.S. SAULO TORÓN | 25 | 3 | 5,656 | 3,6 |
| I.E.S. SCHAMANN | 9 | 3 | 5,275 | 3,033 |
| I.E.S. SIETE PALMAS | 5 | 1 | 7,5 | 7,2 |
| I.E.S. TAFIRA | 8 | 1 | 6,713 | 3,1 |
| I.E.S. TÁMARA | 13 | 2 | 6,285 | 4,65 |
| I.E.S. TAMARACEITE | 9 | 1 | 5,3 | 2,1 |
| I.E.S. TEGUISE | 8 | 3 | 4,85 | 2,033 |
| I.E.S. TEROR | 17 | 0 | 6,329 | 0 |
| I.E.S. TIAS | 9 | 3 | 5,356 | 1,3 |
| I.E.S. TINAJO | 10 | 1 | 6,71 | 5,1 |
| I.E.S. TOMÁS MORALES | 23 | 1 | 5,47 | 4,6 |
| I.E.S. VALSEQUILLO | 4 | 0 | 7,05 | 0 |
| I.E.S. VECINDARIO | 20 | 1 | 7,21 | 5,1 |
| I.E.S. VEGA DE SAN JOSÉ | 3 | 2 | 8,3 | 4,1 |
| I.E.S. VEGA DE SAN MATEO | 12 | 8 | 6,258 | 4,65 |
| I.E.S. VIGÁN | 11 | 1 | 5,236 | 1,9 |
| I.E.S. VILLA DE FIRGAS | 11 | 0 | 5,382 | 0 |
| I.E.S. YAIZA | 6 | 3 | 6,65 | 1,633 |
| I.E.S. ZONZAMAS | 7 | 0 | 5,571 | 0 |
| TRIBUNAL FUERTEVENTURA | 5 | 0 | 4,4 | 0 |
| TRIBUNAL LANZAROTE | 10 | 9 | 2,114 | 3,722 |
| TRIBUNAL LAS PALMAS | 38 | 19 | 4,453 | 3,444 |
| TRIBUNAL NORTE | 2 | 4 | 4,55 | 6,067 |
| TRIBUNAL SUR | 6 | 6 | 4,4 | 4,14 |
| TRIBUNAL TELDE | 3 | 2 | 3,6 | 3,1 |
| Suma | 1144 | 264 | 5,991 | 3,957 |

| CORRECTORES | Nº Alumnos | | Nota media P.A.U. | |
|-------------|-------------|------------|-------------------|------------|
| | Junio | Septiembre | Junio | Septiembre |
| 1 | 158 | 33 | 5,541 | 3,782 |
| 2 | 159 | 33 | 6,393 | 3,248 |
| 3 | 160 | 33 | 5,689 | 2,873 |
| 4 | 158 | 32 | 6,146 | 4,903 |
| 5 | 158 | 33 | 5,668 | 4,542 |
| 6 | 0 | 27 | 0 | 3,824 |
| 7 | 158 | 32 | 6,149 | 4,166 |
| 8 | 158 | 32 | 6,366 | 4,591 |
| 20 | 14 | 0 | 5,829 | 0 |
| 30 | 0 | 2 | 0 | 0 |
| N.P. | 21 | 7 | 0 | 0 |
| Suma | 1144 | 264 | 0 | 0 |

| | Total | | Total | |
|----------------------|----------------|--------|------------|--------|
| | Junio | | Septiembre | |
| | Nº de exámenes | 1144 | | 264 |
| Nota media | 5,991 | | 3,957 | |
| Nº de aprobados | 773 | 67,57% | 91 | 34,47% |
| Nº de suspendidos | 350 | 30,59% | 166 | 62,88% |
| Nº de no presentados | 21 | 1,84% | 7 | 2,65% |

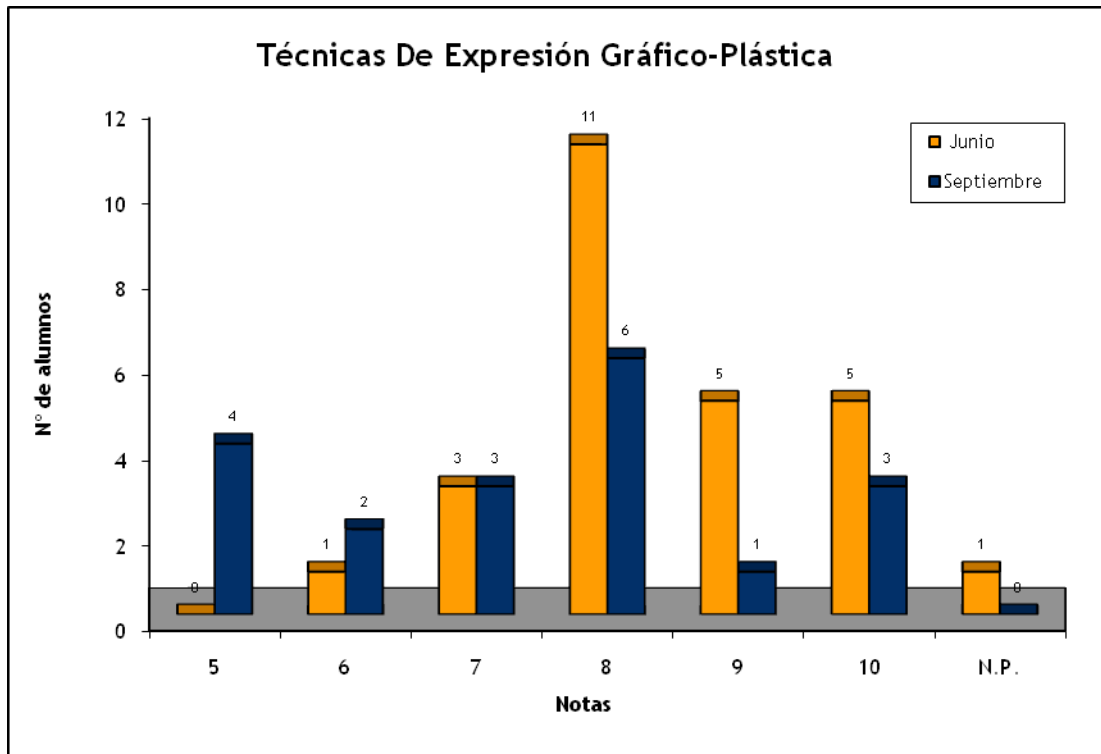


TÉCNICAS DE EXPRESIÓN GRÁFICO-PLÁSTICA: CONVOCATORIAS JUNIO Y SEPTIEMBRE 2008

| | Nº de Alumnos | | Nota media P.A.U. | |
|------------------------------|---------------|------------|-------------------|--------------|
| | Junio | Septiembre | Junio | Septiembre |
| E.A.A. Y O.A. PANCHO LASSO | 9 | 6 | 8,313 | 7,5 |
| ESCUELA DE ARTE GRAN CANARIA | 16 | 13 | 8,656 | 7,462 |
| TRIBUNAL LAS PALMAS | 1 | 0 | 8,5 | 0 |
| Suma | 26 | 19 | 8,54 | 7,474 |

| CORRECTORES | Nº Alumnos | | Nota media P.A.U. | |
|-------------|------------|------------|-------------------|------------|
| | Junio | Septiembre | Junio | Septiembre |
| 1 | 6 | 19 | 8,333 | 7,474 |
| 2 | 6 | 0 | 8,583 | 0 |
| 3 | 6 | 0 | 8,917 | 0 |
| 4 | 7 | 0 | 8,357 | 0 |
| N.P. | 1 | 0 | 0 | 0 |
| Suma | 26 | 19 | 0 | 0 |

| | Total | | Total | |
|----------------------|-------|--------|------------|---------|
| | Junio | % | Septiembre | % |
| Nº de exámenes | 26 | | 19 | |
| Nota media | 8,54 | | 7,474 | |
| Nº de aprobados | 25 | 96,15% | 19 | 100,00% |
| Nº de suspendidos | 0 | 0,00% | 0 | 0,00% |
| Nº de no presentados | 1 | 3,85% | 0 | 0,00% |

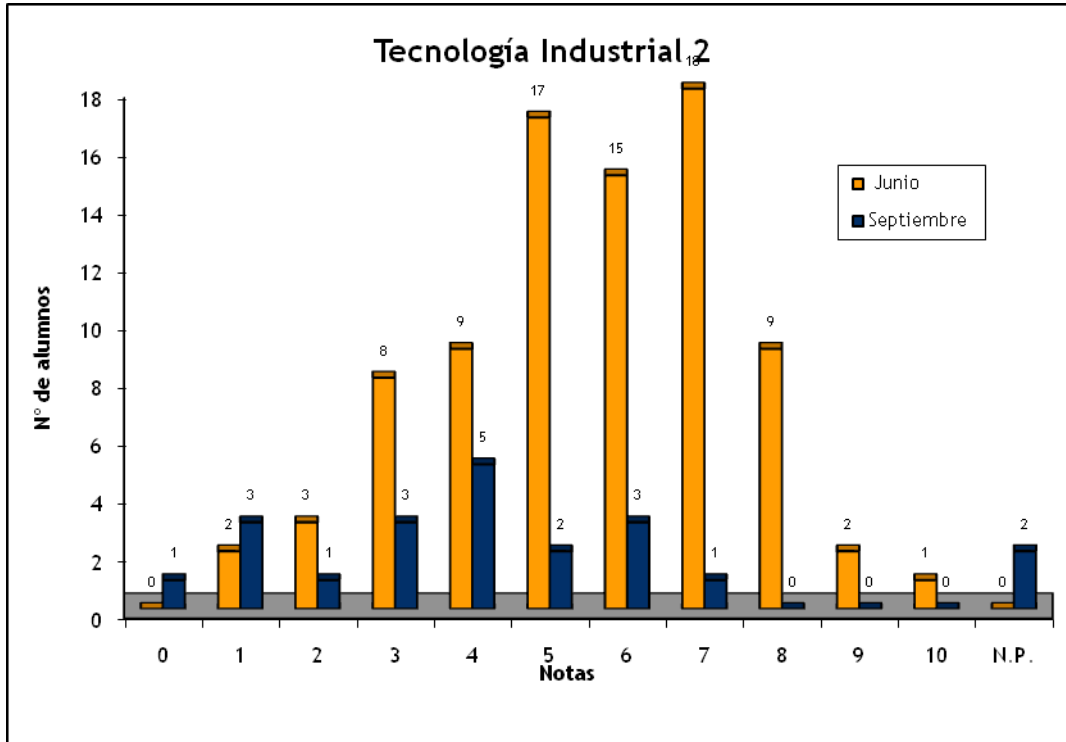


TECNOLOGÍA INDUSTRIAL 2: CONVOCATORIAS JUNIO Y SEPTIEMBRE 2008

| | Nº de Alumnos | | Nota media P.A.U. | |
|--|---------------|------------|-------------------|--------------|
| | Junio | Septiembre | Junio | Septiembre |
| COLEGIO JAIME BALMES | 0 | 1 | 0 | 4,7 |
| COLEGIO SAGRADO CORAZÓN | 3 | 0 | 5,633 | 0 |
| I.E.S. AGAETE | 2 | 0 | 6,35 | 0 |
| I.E.S. ARUCAS-DOMINGO RIVERO | 3 | 2 | 7,533 | 4,4 |
| I.E.S. BLAS CABRERA FELIPE (LANZAROTE) | 12 | 2 | 6,2 | 3,8 |
| I.E.S. EL CALERO | 8 | 1 | 6,325 | 1,8 |
| I.E.S. FARO DE MASPALOMAS | 6 | 2 | 5,167 | 6,05 |
| I.E.S. FERIA DEL ATLÁNTICO | 1 | 1 | 1,2 | 1,3 |
| I.E.S. GRAN TARAJAL | 4 | 0 | 6,25 | 0 |
| I.E.S. INGENIO | 4 | 1 | 6,2 | 5 |
| I.E.S. LOMO APOLINARIO | 2 | 0 | 6,95 | 0 |
| I.E.S. NUEVA ISLETA TONY GALLARDO | 3 | 0 | 5,3 | 0 |
| I.E.S. POLITÉCNICO | 4 | 0 | 8,1 | 0 |
| I.E.S. PROFESOR ANTONIO CABRERA PÉREZ | 3 | 0 | 6,067 | 0 |
| I.E.S. PROFESOR JUAN PULIDO CASTRO | 4 | 1 | 4,225 | 6,3 |
| I.E.S. PUERTO DEL ROSARIO | 0 | 1 | 0 | 7,6 |
| I.E.S. ROQUE AMAGRO | 5 | 2 | 7,38 | 5,35 |
| I.E.S. SAN NICOLÁS DE TOLENTINO | 5 | 1 | 5,46 | 1,8 |
| I.E.S. SANTA LUCÍA | 4 | 0 | 5,925 | 0 |
| I.E.S. TAMARACEITE | 2 | 0 | 6,15 | 0 |
| I.E.S. TEROR | 1 | 0 | 2,1 | 0 |
| I.E.S. VALSEQUILLO | 5 | 2 | 5,4 | 2,8 |
| I.E.S. ZONZAMAS | 0 | 2 | 0 | 4,05 |
| TRIBUNAL LANZAROTE | 1 | 1 | 6,4 | 0 |
| TRIBUNAL LAS PALMAS | 0 | 1 | 0 | 0 |
| TRIBUNAL SUR | 1 | 0 | 3 | 0 |
| TRIBUNAL TELDE | 1 | 0 | 3,1 | 0 |
| Suma | 84 | 21 | 5,932 | 4,084 |

| CORRECTORES | Nº Alumnos | | Nota media P.A.U. | |
|-------------|------------|------------|-------------------|------------|
| | Junio | Septiembre | Junio | Septiembre |
| 1 | 84 | 19 | 5,932 | 4,084 |
| N.P. | 0 | 2 | 0 | 0 |
| Suma | 84 | 21 | 0 | 0 |

| | Total | | % | |
|----------------------|----------------|-------|------------|--------|
| | Junio | | Septiembre | |
| | Nº de exámenes | 84 | 21 | |
| Nota media | 5,932 | 4,084 | | |
| Nº de aprobados | 62 | 6 | 73,81% | 28,57% |
| Nº de suspendidos | 22 | 13 | 26,19% | 61,90% |
| Nº de no presentados | 0 | 2 | 0,00% | 9,52% |



COMPARATIVAS P.A.U.

Convocatorias de Junio y Septiembre
2008



UNIVERSIDAD DE LAS PALMAS DE GRAN CANARIA
Vicerrectorado de Estudiantes y Extensión
Universitaria

Dirección de Acceso

Servicio de Informática y Comunicaciones
Área de Documentación

PORCENTAJES POR CENTRO DE: APTOS / NO APTOS (PRESENTADOS) / NO PRESENTADOS // POR OPCIONES // POR TRIBUNALES

| Opción | Tribunal | Centro | APTO | | NO APTO | | NO PRESENTADO | | % APTOS/TOTAL | % APTOS/PRESENTADOS | APTO | | NO APTO | | NO PRESENTADO | | % APTOS/TOTAL | % APTOS/PRESENTADOS |
|--------|---------------|--|-------|----|---------|---|---------------|---|---------------|---------------------|------|----|------------|---|---------------|---|---------------|---------------------|
| | | | M | V | M | V | M | V | | | M | V | M | V | M | V | | |
| | | | Junio | | | | | | | | | | Septiembre | | | | | |
| J | Fuerteventura | I.E.S. SAN DIEGO DE ALCALÁ | 2 | 1 | 0 | 0 | 0 | 0 | 100,00% | 100,00% | 0 | 1 | 2 | 0 | 0 | 0 | 33,33% | 100,00% |
| J | Lanzarote | E.A.A. Y O.A. PANCHO LASSO | 7 | 5 | 0 | 0 | 1 | 0 | 92,31% | 83,33% | 5 | 3 | 0 | 0 | 0 | 0 | 100,00% | 100,00% |
| J | Las Palmas | CEAD PROFESOR FÉLIX PÉREZ PARRILLA | 0 | 0 | 0 | 0 | 0 | 0 | 0,00% | 0,00% | 0 | 1 | 0 | 0 | 0 | 0 | 100,00% | 100,00% |
| J | Las Palmas | ESCUELA DE ARTE GRAN CANARIA | 62 | 22 | 1 | 0 | 1 | 0 | 97,67% | 95,83% | 25 | 15 | 2 | 0 | 0 | 0 | 95,24% | 100,00% |
| J | Las Palmas | TRIBUNAL LAS PALMAS | 1 | 0 | 0 | 1 | 2 | 0 | 25,00% | 0,00% | 1 | 0 | 0 | 0 | 0 | 0 | 100,00% | 0,00% |
| K | Fuerteventura | I.E.S. CORRALEJO | 4 | 6 | 0 | 0 | 0 | 0 | 100,00% | 100,00% | 0 | 1 | 0 | 0 | 0 | 0 | 100,00% | 100,00% |
| K | Fuerteventura | I.E.S. GRAN TARAJAL | 4 | 9 | 0 | 0 | 0 | 0 | 100,00% | 100,00% | 2 | 1 | 1 | 1 | 0 | 0 | 60,00% | 66,67% |
| K | Fuerteventura | I.E.S. JANDÍA | 1 | 2 | 0 | 2 | 0 | 0 | 60,00% | 50,00% | 0 | 3 | 1 | 0 | 0 | 0 | 75,00% | 100,00% |
| K | Fuerteventura | I.E.S. PUERTO DEL ROSARIO | 5 | 4 | 0 | 3 | 0 | 0 | 75,00% | 57,14% | 1 | 5 | 0 | 0 | 0 | 0 | 100,00% | 100,00% |
| K | Fuerteventura | I.E.S. SAN DIEGO DE ALCALÁ | 6 | 1 | 0 | 1 | 0 | 0 | 87,50% | 50,00% | 0 | 0 | 0 | 0 | 0 | 0 | 0,00% | 0,00% |
| K | Fuerteventura | I.E.S. SANTO TOMÁS DE AQUINO | 2 | 0 | 1 | 3 | 0 | 0 | 33,33% | 25,00% | 1 | 3 | 0 | 0 | 0 | 0 | 100,00% | 100,00% |
| K | Fuerteventura | I.E.S. VIGÁN | 0 | 1 | 0 | 0 | 0 | 0 | 100,00% | 100,00% | 0 | 0 | 0 | 0 | 0 | 0 | 0,00% | 0,00% |
| K | Fuerteventura | TRIBUNAL FUERTEVENTURA | 0 | 2 | 2 | 1 | 1 | 1 | 28,57% | 66,67% | 0 | 1 | 1 | 0 | 0 | 1 | 33,33% | 100,00% |
| K | Lanzarote | COLEGIO ARENAS INTERNACIONAL | 6 | 5 | 0 | 0 | 0 | 0 | 100,00% | 100,00% | 0 | 3 | 0 | 0 | 0 | 0 | 100,00% | 100,00% |
| K | Lanzarote | I.E.S. AGUSTÍN ESPINOSA | 0 | 7 | 0 | 2 | 0 | 0 | 77,78% | 77,78% | 0 | 1 | 1 | 1 | 0 | 0 | 33,33% | 66,67% |
| K | Lanzarote | I.E.S. ARRECIFE | 0 | 1 | 1 | 0 | 0 | 0 | 50,00% | 100,00% | 0 | 0 | 1 | 0 | 0 | 0 | 0,00% | 100,00% |
| K | Lanzarote | I.E.S. BLAS CABRERA FELIPE (LANZAROTE) | 3 | 15 | 2 | 0 | 0 | 0 | 90,00% | 100,00% | 0 | 2 | 0 | 0 | 1 | 0 | 66,67% | 66,67% |
| K | Lanzarote | I.E.S. CÉSAR MANRIQUE | 5 | 7 | 0 | 0 | 0 | 0 | 100,00% | 100,00% | 0 | 0 | 0 | 0 | 0 | 0 | 0,00% | 0,00% |
| K | Lanzarote | I.E.S. TIAS | 8 | 0 | 0 | 0 | 0 | 0 | 100,00% | 0,00% | 0 | 0 | 0 | 0 | 0 | 0 | 0,00% | 0,00% |
| K | Lanzarote | I.E.S. YAIZA | 2 | 2 | 0 | 0 | 0 | 0 | 100,00% | 100,00% | 0 | 0 | 0 | 1 | 0 | 0 | 0,00% | 0,00% |
| K | Lanzarote | I.E.S. ZONZAMAS | 1 | 0 | 0 | 0 | 0 | 0 | 100,00% | 0,00% | 1 | 1 | 0 | 0 | 0 | 0 | 100,00% | 100,00% |
| K | Lanzarote | TRIBUNAL LANZAROTE | 1 | 1 | 2 | 0 | 1 | 0 | 40,00% | 75,00% | 4 | 0 | 3 | 1 | 0 | 0 | 50,00% | 75,00% |
| K | Las Palmas | ALUMNOS EXTRANJEROS | 0 | 0 | 0 | 1 | 0 | 0 | 0,00% | 0,00% | 0 | 0 | 0 | 0 | 0 | 0 | 0,00% | 0,00% |
| K | Las Palmas | CAEPA ECCA | 0 | 0 | 0 | 0 | 0 | 0 | 0,00% | 0,00% | 0 | 1 | 0 | 0 | 0 | 0 | 100,00% | 100,00% |
| K | Las Palmas | CEAD PROFESOR FÉLIX PÉREZ PARRILLA | 1 | 2 | 0 | 0 | 0 | 1 | 75,00% | 100,00% | 0 | 1 | 0 | 2 | 0 | 0 | 33,33% | 33,33% |
| K | Las Palmas | CENTRO DE ENSEÑANZA NORTEAMERICANO | 1 | 1 | 0 | 0 | 0 | 0 | 100,00% | 100,00% | 0 | 1 | 0 | 0 | 0 | 0 | 100,00% | 100,00% |
| K | Las Palmas | CENTRO PRIVADO SANTA TERESA DE JESÚS | 7 | 2 | 0 | 0 | 0 | 0 | 100,00% | 100,00% | 0 | 3 | 1 | 0 | 0 | 0 | 75,00% | 100,00% |
| K | Las Palmas | COLEGIO ARENAS-ATLÁNTICO | 1 | 1 | 0 | 0 | 0 | 0 | 100,00% | 100,00% | 0 | 1 | 0 | 0 | 0 | 0 | 100,00% | 100,00% |
| K | Las Palmas | COLEGIO GAROÉ | 1 | 5 | 0 | 1 | 0 | 0 | 85,71% | 83,33% | 0 | 3 | 0 | 1 | 0 | 0 | 75,00% | 75,00% |
| K | Las Palmas | COLEGIO HEIDELBERG | 8 | 14 | 0 | 0 | 0 | 0 | 100,00% | 100,00% | 1 | 1 | 0 | 0 | 0 | 0 | 100,00% | 100,00% |
| K | Las Palmas | COLEGIO HISPANO INGLÉS | 1 | 3 | 0 | 0 | 0 | 0 | 100,00% | 100,00% | 0 | 0 | 0 | 0 | 0 | 0 | 0,00% | 0,00% |
| K | Las Palmas | COLEGIO JAIME BALMES | 1 | 2 | 0 | 0 | 0 | 0 | 100,00% | 100,00% | 0 | 2 | 0 | 0 | 0 | 0 | 100,00% | 100,00% |
| K | Las Palmas | COLEGIO NTRA. SRA. DEL PILAR | 2 | 5 | 0 | 1 | 0 | 0 | 87,50% | 83,33% | 0 | 0 | 1 | 0 | 0 | 0 | 0,00% | 100,00% |
| K | Las Palmas | COLEGIO SAGRADO CORAZÓN | 1 | 4 | 0 | 0 | 0 | 0 | 100,00% | 100,00% | 0 | 0 | 0 | 0 | 0 | 0 | 0,00% | 0,00% |
| K | Las Palmas | COLEGIO SALESIANO SAGRADO CORAZÓN | 5 | 10 | 0 | 0 | 0 | 0 | 100,00% | 100,00% | 1 | 6 | 1 | 0 | 0 | 0 | 87,50% | 100,00% |
| K | Las Palmas | COLEGIO SAN ANTONIO Mª CLARET | 12 | 34 | 0 | 0 | 0 | 0 | 100,00% | 100,00% | 3 | 7 | 1 | 1 | 0 | 0 | 83,33% | 88,89% |
| K | Las Palmas | COLEGIO SAN IGNACIO DE LOYOLA | 5 | 10 | 0 | 0 | 0 | 0 | 100,00% | 100,00% | 0 | 3 | 0 | 2 | 0 | 0 | 60,00% | 60,00% |

| | | | | | | | | | | | | | | | | | |
|---|------------|-----------------------------------|----|----|---|---|---|---|---------|---------|---|---|---|---|---|---------|---------|
| K | Las Palmas | COLEGIO SANTA CATALINA | 0 | 3 | 0 | 1 | 0 | 0 | 75,00% | 75,00% | 0 | 1 | 0 | 0 | 0 | 100,00% | 100,00% |
| K | Las Palmas | COLEGIO SANTA ISABEL DE HUNGRÍA | 3 | 5 | 0 | 0 | 0 | 0 | 100,00% | 100,00% | 3 | 2 | 0 | 0 | 0 | 100,00% | 100,00% |
| K | Las Palmas | I.E.S. ALONSO QUESADA | 3 | 4 | 1 | 0 | 0 | 0 | 87,50% | 100,00% | 2 | 3 | 0 | 0 | 0 | 100,00% | 100,00% |
| K | Las Palmas | I.E.S. CAIRASCO DE FIGUEROA | 2 | 1 | 0 | 0 | 0 | 0 | 100,00% | 100,00% | 0 | 0 | 0 | 0 | 0 | 0,00% | 0,00% |
| K | Las Palmas | I.E.S. CRUZ DE PIEDRA | 1 | 2 | 0 | 0 | 0 | 0 | 100,00% | 100,00% | 0 | 1 | 0 | 2 | 0 | 33,33% | 33,33% |
| K | Las Palmas | I.E.S. EL RINCÓN | 0 | 3 | 0 | 0 | 0 | 0 | 100,00% | 100,00% | 0 | 0 | 0 | 1 | 0 | 0,00% | 0,00% |
| K | Las Palmas | I.E.S. FELO MONZÓN GRAU BASSAS | 1 | 1 | 0 | 0 | 0 | 0 | 100,00% | 100,00% | 0 | 0 | 1 | 0 | 0 | 0,00% | 100,00% |
| K | Las Palmas | I.E.S. FERIA DEL ATLÁNTICO | 0 | 1 | 0 | 0 | 0 | 0 | 100,00% | 100,00% | 0 | 0 | 1 | 0 | 0 | 0,00% | 100,00% |
| K | Las Palmas | I.E.S. GUANARTEME | 12 | 16 | 0 | 0 | 0 | 0 | 100,00% | 100,00% | 1 | 2 | 0 | 0 | 0 | 100,00% | 100,00% |
| K | Las Palmas | I.E.S. ISABEL DE ESPAÑA | 4 | 6 | 0 | 0 | 0 | 0 | 100,00% | 100,00% | 0 | 3 | 0 | 1 | 0 | 75,00% | 75,00% |
| K | Las Palmas | I.E.S. LA ISLETA | 0 | 1 | 1 | 0 | 0 | 0 | 50,00% | 100,00% | 0 | 0 | 0 | 0 | 0 | 0,00% | 0,00% |
| K | Las Palmas | I.E.S. LA MINILLA | 3 | 2 | 0 | 0 | 0 | 0 | 100,00% | 100,00% | 3 | 3 | 0 | 1 | 0 | 85,71% | 75,00% |
| K | Las Palmas | I.E.S. LOMO APOLINARIO | 0 | 3 | 0 | 0 | 0 | 0 | 100,00% | 100,00% | 0 | 0 | 0 | 0 | 0 | 0,00% | 0,00% |
| K | Las Palmas | I.E.S. MESA Y LÓPEZ | 1 | 5 | 0 | 0 | 0 | 0 | 100,00% | 100,00% | 0 | 0 | 0 | 0 | 0 | 0,00% | 0,00% |
| K | Las Palmas | I.E.S. NUEVA ISLETA TONY GALLARDO | 0 | 3 | 0 | 0 | 0 | 0 | 100,00% | 100,00% | 0 | 0 | 0 | 2 | 0 | 0,00% | 0,00% |
| K | Las Palmas | I.E.S. PABLO MONTESINO | 0 | 2 | 0 | 0 | 0 | 0 | 100,00% | 100,00% | 0 | 0 | 0 | 0 | 0 | 0,00% | 0,00% |
| K | Las Palmas | I.E.S. PÉREZ GALDÓS | 3 | 5 | 0 | 1 | 0 | 0 | 88,89% | 83,33% | 2 | 1 | 0 | 0 | 0 | 100,00% | 100,00% |
| K | Las Palmas | I.E.S. POLITÉCNICO | 15 | 30 | 0 | 0 | 0 | 0 | 100,00% | 100,00% | 0 | 6 | 0 | 1 | 0 | 85,71% | 85,71% |
| K | Las Palmas | I.E.S. PRIMERO DE MAYO | 0 | 2 | 0 | 0 | 0 | 0 | 100,00% | 100,00% | 0 | 1 | 0 | 0 | 0 | 100,00% | 100,00% |
| K | Las Palmas | I.E.S. SANTA BRÍGIDA | 1 | 1 | 0 | 0 | 0 | 0 | 100,00% | 100,00% | 2 | 0 | 0 | 0 | 0 | 100,00% | 0,00% |
| K | Las Palmas | I.E.S. SANTA TERESA DE JESÚS | 1 | 3 | 0 | 0 | 0 | 0 | 100,00% | 100,00% | 1 | 1 | 0 | 2 | 0 | 50,00% | 33,33% |
| K | Las Palmas | I.E.S. SCHAMANN | 2 | 3 | 0 | 0 | 1 | 0 | 83,33% | 75,00% | 0 | 1 | 0 | 0 | 0 | 100,00% | 100,00% |
| K | Las Palmas | I.E.S. SIETE PALMAS | 0 | 2 | 0 | 0 | 0 | 0 | 100,00% | 100,00% | 0 | 0 | 0 | 0 | 0 | 0,00% | 0,00% |
| K | Las Palmas | I.E.S. TAFIRA | 2 | 3 | 0 | 0 | 0 | 0 | 100,00% | 100,00% | 0 | 0 | 0 | 0 | 0 | 0,00% | 0,00% |
| K | Las Palmas | I.E.S. TAMARACEITE | 1 | 1 | 1 | 1 | 0 | 0 | 50,00% | 66,67% | 0 | 0 | 0 | 0 | 0 | 0,00% | 0,00% |
| K | Las Palmas | I.E.S. TEROR | 1 | 6 | 0 | 0 | 0 | 0 | 100,00% | 100,00% | 0 | 2 | 0 | 1 | 0 | 66,67% | 66,67% |
| K | Las Palmas | I.E.S. TOMÁS MORALES | 1 | 5 | 0 | 0 | 0 | 0 | 100,00% | 100,00% | 1 | 0 | 0 | 0 | 0 | 100,00% | 0,00% |
| K | Las Palmas | I.E.S. VEGA DE SAN JOSÉ | 0 | 0 | 0 | 0 | 0 | 0 | 0,00% | 0,00% | 0 | 0 | 0 | 1 | 0 | 0,00% | 0,00% |
| K | Las Palmas | I.E.S. VEGA DE SAN MATEO | 3 | 3 | 0 | 0 | 0 | 0 | 100,00% | 100,00% | 0 | 1 | 0 | 0 | 0 | 100,00% | 100,00% |
| K | Las Palmas | TRIBUNAL LAS PALMAS | 1 | 5 | 0 | 3 | 0 | 1 | 60,00% | 62,50% | 2 | 3 | 3 | 4 | 0 | 33,33% | 60,00% |
| K | Norte | CENTRO PRIVADO ANITA CONRAD | 0 | 2 | 0 | 0 | 0 | 0 | 100,00% | 100,00% | 0 | 0 | 0 | 0 | 0 | 0,00% | 0,00% |
| K | Norte | I.E.S. AGAETE | 1 | 2 | 0 | 0 | 0 | 0 | 100,00% | 100,00% | 0 | 0 | 0 | 0 | 0 | 0,00% | 0,00% |
| K | Norte | I.E.S. ARUCAS-DOMINGO RIVERO | 4 | 3 | 0 | 0 | 0 | 0 | 100,00% | 100,00% | 0 | 1 | 1 | 1 | 0 | 33,33% | 66,67% |
| K | Norte | I.E.S. BAÑADEROS | 2 | 3 | 0 | 0 | 0 | 0 | 100,00% | 100,00% | 0 | 1 | 0 | 1 | 0 | 50,00% | 50,00% |
| K | Norte | I.E.S. DORAMAS | 0 | 1 | 0 | 0 | 0 | 0 | 100,00% | 100,00% | 0 | 0 | 0 | 0 | 0 | 0,00% | 0,00% |
| K | Norte | I.E.S. GUÍA | 2 | 6 | 0 | 0 | 0 | 0 | 100,00% | 100,00% | 0 | 1 | 0 | 0 | 0 | 100,00% | 100,00% |
| K | Norte | I.E.S. ROQUE AMAGRO | 1 | 4 | 0 | 0 | 0 | 0 | 100,00% | 100,00% | 0 | 2 | 0 | 0 | 0 | 100,00% | 100,00% |
| K | Norte | I.E.S. SAN NICOLÁS DE TOLENTINO | 2 | 3 | 1 | 0 | 0 | 0 | 83,33% | 100,00% | 0 | 0 | 0 | 1 | 0 | 0,00% | 0,00% |
| K | Norte | I.E.S. SANTA MARÍA DE GUÍA | 3 | 2 | 0 | 0 | 0 | 0 | 100,00% | 100,00% | 0 | 1 | 0 | 0 | 0 | 100,00% | 100,00% |
| K | Norte | I.E.S. SANTIAGO SANTANA DÍAZ | 1 | 3 | 0 | 0 | 0 | 0 | 100,00% | 100,00% | 0 | 1 | 0 | 0 | 0 | 100,00% | 100,00% |
| K | Norte | I.E.S. SAULO TORÓN | 4 | 9 | 1 | 0 | 0 | 0 | 92,86% | 100,00% | 1 | 0 | 0 | 2 | 0 | 33,33% | 0,00% |
| K | Norte | I.E.S. VILLA DE FIRGAS | 0 | 0 | 0 | 0 | 0 | 0 | 0,00% | 0,00% | 0 | 0 | 1 | 0 | 0 | 0,00% | 100,00% |
| K | Norte | TRIBUNAL NORTE | 0 | 0 | 0 | 0 | 0 | 0 | 0,00% | 0,00% | 0 | 0 | 1 | 0 | 0 | 0,00% | 100,00% |
| K | Sur | COLEGIO ALMA'S MASPALOMAS | 1 | 8 | 0 | 0 | 0 | 0 | 100,00% | 100,00% | 0 | 1 | 0 | 0 | 0 | 100,00% | 100,00% |
| K | Sur | COLEGIO ARENAS SUR | 3 | 2 | 0 | 0 | 0 | 0 | 100,00% | 100,00% | 0 | 1 | 0 | 0 | 0 | 100,00% | 100,00% |

| | | | | | | | | | | | | | | | | | | |
|---|---------------|--|----|---|---|---|---|---|---------|---------|---|---|---|---|---|---|---------|---------|
| K | Sur | I.B.A.D. (Vecindario) | 0 | 1 | 0 | 0 | 0 | 0 | 100,00% | 100,00% | 0 | 1 | 0 | 1 | 0 | 0 | 50,00% | 50,00% |
| K | Sur | I.E.S. AMURGA | 1 | 3 | 0 | 0 | 0 | 0 | 100,00% | 100,00% | 0 | 0 | 0 | 0 | 0 | 0 | 0,00% | 0,00% |
| K | Sur | I.E.S. ARGUINEGUÍN | 4 | 1 | 0 | 0 | 0 | 0 | 100,00% | 100,00% | 1 | 1 | 0 | 0 | 0 | 0 | 100,00% | 100,00% |
| K | Sur | I.E.S. CARRIZAL | 1 | 1 | 0 | 0 | 0 | 0 | 100,00% | 100,00% | 0 | 0 | 0 | 0 | 0 | 0 | 0,00% | 0,00% |
| K | Sur | I.E.S. CRUCE DE ARINAGA | 0 | 1 | 1 | 0 | 0 | 0 | 50,00% | 100,00% | 0 | 0 | 0 | 0 | 0 | 0 | 0,00% | 0,00% |
| K | Sur | I.E.S. EL DOCTORAL | 0 | 2 | 0 | 0 | 0 | 0 | 100,00% | 100,00% | 0 | 0 | 0 | 0 | 0 | 0 | 0,00% | 0,00% |
| K | Sur | I.E.S. FARO DE MASPALOMAS | 2 | 6 | 0 | 1 | 0 | 0 | 88,89% | 85,71% | 0 | 2 | 0 | 0 | 0 | 0 | 100,00% | 100,00% |
| K | Sur | I.E.S. INGENIO | 2 | 8 | 0 | 0 | 0 | 0 | 100,00% | 100,00% | 1 | 1 | 0 | 0 | 0 | 0 | 100,00% | 100,00% |
| K | Sur | I.E.S. JOAQUÍN ARTILES | 6 | 5 | 0 | 0 | 0 | 0 | 100,00% | 100,00% | 1 | 1 | 0 | 1 | 0 | 0 | 66,67% | 50,00% |
| K | Sur | I.E.S. JOSÉ ZERPA | 6 | 7 | 0 | 0 | 0 | 0 | 100,00% | 100,00% | 0 | 1 | 0 | 0 | 0 | 0 | 100,00% | 100,00% |
| K | Sur | I.E.S. SANTA LUCÍA | 2 | 4 | 0 | 0 | 0 | 0 | 100,00% | 100,00% | 0 | 2 | 0 | 0 | 0 | 0 | 100,00% | 100,00% |
| K | Sur | I.E.S. TÁMARA | 4 | 2 | 0 | 0 | 0 | 0 | 100,00% | 100,00% | 0 | 0 | 0 | 0 | 0 | 0 | 0,00% | 0,00% |
| K | Sur | I.E.S. VECINDARIO | 1 | 4 | 0 | 0 | 0 | 0 | 100,00% | 100,00% | 0 | 1 | 0 | 0 | 0 | 0 | 100,00% | 100,00% |
| K | Sur | TRIBUNAL SUR | 0 | 2 | 0 | 0 | 0 | 0 | 100,00% | 100,00% | 0 | 1 | 1 | 0 | 0 | 1 | 33,33% | 100,00% |
| K | Telde | I.E.S. JOSÉ FRUGONI PÉREZ | 0 | 2 | 0 | 0 | 0 | 0 | 100,00% | 100,00% | 0 | 1 | 0 | 0 | 0 | 0 | 100,00% | 100,00% |
| K | Telde | I.E.S. CASAS NUEVAS | 2 | 4 | 0 | 0 | 0 | 0 | 100,00% | 100,00% | 1 | 2 | 0 | 1 | 0 | 0 | 75,00% | 66,67% |
| K | Telde | I.E.S. EL CALERO | 1 | 7 | 1 | 0 | 0 | 0 | 88,89% | 100,00% | 2 | 1 | 0 | 1 | 0 | 0 | 75,00% | 50,00% |
| K | Telde | I.E.S. FERNANDO SAGASETA | 0 | 0 | 0 | 0 | 1 | 0 | 0,00% | 0,00% | 1 | 0 | 0 | 0 | 0 | 0 | 100,00% | 0,00% |
| K | Telde | I.E.S. JINAMAR II | 0 | 1 | 0 | 0 | 0 | 0 | 100,00% | 100,00% | 0 | 0 | 0 | 0 | 0 | 0 | 0,00% | 0,00% |
| K | Telde | I.E.S. JOSÉ ARENCIBIA GIL | 5 | 7 | 0 | 0 | 0 | 0 | 100,00% | 100,00% | 2 | 2 | 0 | 2 | 0 | 0 | 66,67% | 50,00% |
| K | Telde | I.E.S. LILA | 0 | 2 | 1 | 0 | 0 | 0 | 66,67% | 100,00% | 0 | 0 | 0 | 0 | 0 | 0 | 0,00% | 0,00% |
| K | Telde | I.E.S. LOMO DE LA HERRADURA | 0 | 3 | 0 | 0 | 0 | 0 | 100,00% | 100,00% | 0 | 1 | 0 | 1 | 0 | 0 | 50,00% | 50,00% |
| K | Telde | I.E.S. PROFESOR ANTONIO CABRERA PÉREZ | 0 | 2 | 1 | 0 | 0 | 0 | 66,67% | 100,00% | 0 | 0 | 0 | 0 | 0 | 0 | 0,00% | 0,00% |
| K | Telde | I.E.S. PROFESOR JUAN PULIDO CASTRO | 4 | 7 | 0 | 0 | 0 | 0 | 100,00% | 100,00% | 1 | 1 | 0 | 0 | 0 | 0 | 100,00% | 100,00% |
| K | Telde | I.E.S. VALSEQUILLO | 2 | 2 | 0 | 1 | 0 | 0 | 80,00% | 66,67% | 0 | 1 | 0 | 1 | 0 | 0 | 50,00% | 50,00% |
| K | Telde | TRIBUNAL TELDE | 2 | 0 | 0 | 1 | 0 | 0 | 66,67% | 0,00% | 1 | 0 | 1 | 0 | 0 | 0 | 50,00% | 100,00% |
| L | Fuerteventura | I.E.S. CORRALEJO | 6 | 0 | 0 | 0 | 0 | 0 | 100,00% | 0,00% | 1 | 1 | 0 | 0 | 0 | 0 | 100,00% | 100,00% |
| L | Fuerteventura | I.E.S. GRAN TARAJAL | 5 | 2 | 0 | 0 | 0 | 0 | 100,00% | 100,00% | 3 | 1 | 0 | 0 | 0 | 0 | 100,00% | 100,00% |
| L | Fuerteventura | I.E.S. JANDÍA | 2 | 3 | 0 | 0 | 0 | 0 | 100,00% | 100,00% | 2 | 1 | 0 | 0 | 1 | 0 | 75,00% | 50,00% |
| L | Fuerteventura | I.E.S. LA OLIVA | 3 | 0 | 0 | 1 | 0 | 0 | 75,00% | 0,00% | 1 | 1 | 0 | 0 | 0 | 0 | 100,00% | 100,00% |
| L | Fuerteventura | I.E.S. PUERTO DEL ROSARIO | 9 | 4 | 1 | 0 | 0 | 0 | 92,86% | 100,00% | 2 | 0 | 0 | 0 | 0 | 0 | 100,00% | 0,00% |
| L | Fuerteventura | I.E.S. SAN DIEGO DE ALCALÁ | 7 | 1 | 0 | 1 | 0 | 0 | 88,89% | 50,00% | 5 | 2 | 1 | 1 | 0 | 0 | 77,78% | 75,00% |
| L | Fuerteventura | I.E.S. SANTO TOMÁS DE AQUINO | 12 | 4 | 2 | 0 | 0 | 0 | 88,89% | 100,00% | 2 | 0 | 1 | 0 | 0 | 1 | 50,00% | 100,00% |
| L | Fuerteventura | I.E.S. VIGÁN | 6 | 5 | 0 | 0 | 0 | 0 | 100,00% | 100,00% | 0 | 1 | 0 | 0 | 0 | 0 | 100,00% | 100,00% |
| L | Fuerteventura | TRIBUNAL FUERTEVENTURA | 1 | 1 | 2 | 1 | 0 | 0 | 40,00% | 75,00% | 0 | 0 | 0 | 0 | 0 | 0 | 0,00% | 0,00% |
| L | Lanzarote | COLEGIO ARENAS INTERNACIONAL | 1 | 1 | 0 | 0 | 0 | 0 | 100,00% | 100,00% | 0 | 1 | 0 | 0 | 0 | 0 | 100,00% | 100,00% |
| L | Lanzarote | I.E.S. AGUSTÍN ESPINOSA | 10 | 4 | 5 | 0 | 1 | 0 | 70,00% | 90,00% | 1 | 0 | 2 | 0 | 0 | 0 | 33,33% | 100,00% |
| L | Lanzarote | I.E.S. ARRECIFE | 3 | 1 | 0 | 0 | 0 | 0 | 100,00% | 100,00% | 0 | 0 | 1 | 1 | 0 | 0 | 0,00% | 50,00% |
| L | Lanzarote | I.E.S. BLAS CABRERA FELIPE (LANZAROTE) | 14 | 2 | 1 | 1 | 0 | 0 | 88,89% | 75,00% | 1 | 2 | 1 | 0 | 0 | 0 | 75,00% | 100,00% |
| L | Lanzarote | I.E.S. CÉSAR MANRIQUE | 14 | 7 | 4 | 0 | 0 | 0 | 84,00% | 100,00% | 3 | 2 | 1 | 0 | 0 | 0 | 83,33% | 100,00% |
| L | Lanzarote | I.E.S. HARÍA | 2 | 2 | 0 | 0 | 0 | 0 | 100,00% | 100,00% | 0 | 0 | 0 | 0 | 0 | 0 | 0,00% | 0,00% |
| L | Lanzarote | I.E.S. LAS SALINAS | 1 | 3 | 0 | 0 | 0 | 0 | 100,00% | 100,00% | 1 | 0 | 0 | 0 | 0 | 0 | 100,00% | 0,00% |
| L | Lanzarote | I.E.S. SAN BARTOLOME | 5 | 1 | 0 | 0 | 0 | 0 | 100,00% | 100,00% | 0 | 0 | 0 | 0 | 0 | 0 | 0,00% | 0,00% |
| L | Lanzarote | I.E.S. TEGUISE | 4 | 4 | 0 | 0 | 0 | 0 | 100,00% | 100,00% | 2 | 0 | 1 | 0 | 0 | 0 | 66,67% | 100,00% |
| L | Lanzarote | I.E.S. TIAS | 1 | 1 | 0 | 0 | 0 | 0 | 100,00% | 100,00% | 1 | 1 | 0 | 1 | 0 | 0 | 66,67% | 50,00% |

| | | | | | | | | | | | | | | | | | |
|---|------------|---|----|----|---|---|---|---|---------|---------|---|---|---|---|---|---------|---------|
| L | Lanzarote | I.E.S. TINAJO | 6 | 3 | 0 | 1 | 0 | 0 | 90,00% | 75,00% | 0 | 1 | 0 | 0 | 0 | 100,00% | 100,00% |
| L | Lanzarote | I.E.S. YAIZA | 4 | 2 | 0 | 0 | 0 | 0 | 100,00% | 100,00% | 2 | 0 | 1 | 0 | 0 | 66,67% | 100,00% |
| L | Lanzarote | I.E.S. ZONZAMAS | 6 | 1 | 0 | 0 | 0 | 0 | 100,00% | 100,00% | 0 | 0 | 0 | 0 | 0 | 0,00% | 0,00% |
| L | Lanzarote | TRIBUNAL LANZAROTE | 0 | 0 | 5 | 1 | 3 | 0 | 0,00% | 55,56% | 3 | 1 | 3 | 1 | 0 | 50,00% | 80,00% |
| L | Las Palmas | ALUMNOS EXTRANJEROS | 1 | 0 | 2 | 0 | 1 | 1 | 20,00% | 66,67% | 0 | 0 | 0 | 0 | 1 | 0,00% | 0,00% |
| L | Las Palmas | CAEPA ECCA | 0 | 0 | 2 | 0 | 1 | 1 | 0,00% | 66,67% | 0 | 0 | 2 | 0 | 0 | 1 | 0,00% |
| L | Las Palmas | CEAD PROFESOR FÉLIX PÉREZ PARRILLA | 3 | 2 | 1 | 0 | 0 | 0 | 83,33% | 100,00% | 3 | 2 | 2 | 0 | 0 | 71,43% | 100,00% |
| L | Las Palmas | CENTRO DE ENSEÑANZA NORTEAMERICANO | 0 | 3 | 0 | 0 | 0 | 0 | 100,00% | 100,00% | 0 | 0 | 0 | 0 | 0 | 0,00% | 0,00% |
| L | Las Palmas | CENTRO PRIVADO SANTA TERESA DE JESÚS | 15 | 2 | 0 | 0 | 0 | 0 | 100,00% | 100,00% | 1 | 1 | 0 | 0 | 0 | 100,00% | 100,00% |
| L | Las Palmas | COLEGIO ARENAS-ATLÁNTICO | 1 | 2 | 0 | 1 | 0 | 0 | 75,00% | 66,67% | 0 | 0 | 0 | 0 | 0 | 0,00% | 0,00% |
| L | Las Palmas | COLEGIO GAROÉ | 0 | 8 | 0 | 0 | 0 | 0 | 100,00% | 100,00% | 0 | 3 | 0 | 0 | 0 | 100,00% | 100,00% |
| L | Las Palmas | COLEGIO GUAYDIL | 22 | 0 | 0 | 0 | 0 | 0 | 100,00% | 0,00% | 2 | 0 | 0 | 0 | 0 | 100,00% | 0,00% |
| L | Las Palmas | COLEGIO HEIDELBERG | 16 | 15 | 0 | 0 | 0 | 0 | 100,00% | 100,00% | 0 | 0 | 0 | 0 | 0 | 0,00% | 0,00% |
| L | Las Palmas | COLEGIO HISPANO INGLÉS | 2 | 0 | 0 | 0 | 0 | 0 | 100,00% | 0,00% | 0 | 0 | 0 | 0 | 0 | 0,00% | 0,00% |
| L | Las Palmas | COLEGIO JAIME BALMES | 1 | 3 | 0 | 0 | 0 | 0 | 100,00% | 100,00% | 0 | 0 | 0 | 0 | 0 | 0,00% | 0,00% |
| L | Las Palmas | COLEGIO NTRA. SRA. DEL PILAR | 12 | 3 | 0 | 0 | 0 | 0 | 100,00% | 100,00% | 0 | 0 | 0 | 1 | 0 | 0,00% | 0,00% |
| L | Las Palmas | COLEGIO SAGRADO CORAZÓN | 2 | 2 | 0 | 0 | 0 | 0 | 100,00% | 100,00% | 0 | 0 | 0 | 0 | 0 | 0,00% | 0,00% |
| L | Las Palmas | COLEGIO SALESIANO SAGRADO CORAZÓN | 14 | 8 | 1 | 0 | 0 | 0 | 95,65% | 100,00% | 0 | 1 | 0 | 0 | 0 | 100,00% | 100,00% |
| L | Las Palmas | COLEGIO SAN ANTONIO M ^a CLARET | 14 | 14 | 0 | 0 | 0 | 0 | 100,00% | 100,00% | 2 | 4 | 0 | 0 | 0 | 100,00% | 100,00% |
| L | Las Palmas | COLEGIO SAN IGNACIO DE LOYOLA | 11 | 4 | 0 | 0 | 0 | 0 | 100,00% | 100,00% | 1 | 0 | 0 | 0 | 0 | 100,00% | 0,00% |
| L | Las Palmas | COLEGIO SANTA CATALINA | 4 | 0 | 0 | 0 | 0 | 0 | 100,00% | 0,00% | 0 | 1 | 0 | 0 | 0 | 100,00% | 100,00% |
| L | Las Palmas | COLEGIO SANTA ISABEL DE HUNGRÍA | 9 | 3 | 1 | 0 | 0 | 0 | 92,31% | 100,00% | 2 | 0 | 0 | 0 | 0 | 100,00% | 0,00% |
| L | Las Palmas | I.E.S. ALONSO QUESADA | 10 | 3 | 0 | 1 | 0 | 0 | 92,86% | 75,00% | 0 | 1 | 1 | 0 | 0 | 50,00% | 100,00% |
| L | Las Palmas | I.E.S. CAIRASCO DE FIGUEROA | 2 | 2 | 0 | 0 | 0 | 0 | 100,00% | 100,00% | 1 | 0 | 0 | 0 | 0 | 100,00% | 0,00% |
| L | Las Palmas | I.E.S. CRUZ DE PIEDRA | 4 | 0 | 0 | 0 | 0 | 0 | 100,00% | 0,00% | 1 | 0 | 0 | 0 | 0 | 100,00% | 0,00% |
| L | Las Palmas | I.E.S. EL RINCÓN | 3 | 1 | 1 | 0 | 0 | 0 | 80,00% | 100,00% | 0 | 0 | 0 | 0 | 0 | 0,00% | 0,00% |
| L | Las Palmas | I.E.S. FELO MONZÓN GRAU BASSAS | 6 | 1 | 0 | 0 | 0 | 0 | 100,00% | 100,00% | 1 | 0 | 0 | 0 | 0 | 100,00% | 0,00% |
| L | Las Palmas | I.E.S. FERIA DEL ATLÁNTICO | 1 | 0 | 0 | 0 | 0 | 0 | 100,00% | 0,00% | 0 | 0 | 0 | 0 | 0 | 0,00% | 0,00% |
| L | Las Palmas | I.E.S. GUANARTEME | 10 | 10 | 0 | 0 | 0 | 0 | 100,00% | 100,00% | 1 | 1 | 0 | 0 | 0 | 100,00% | 100,00% |
| L | Las Palmas | I.E.S. ISABEL DE ESPAÑA | 15 | 4 | 0 | 0 | 0 | 0 | 100,00% | 100,00% | 2 | 3 | 1 | 2 | 0 | 62,50% | 66,67% |
| L | Las Palmas | I.E.S. JOSÉ SARAMAGO | 1 | 4 | 0 | 0 | 0 | 0 | 100,00% | 100,00% | 0 | 0 | 0 | 0 | 0 | 0,00% | 0,00% |
| L | Las Palmas | I.E.S. LA ISLETA | 8 | 2 | 0 | 0 | 0 | 0 | 100,00% | 100,00% | 3 | 1 | 0 | 0 | 0 | 100,00% | 100,00% |
| L | Las Palmas | I.E.S. LA MINILLA | 7 | 0 | 0 | 0 | 0 | 0 | 100,00% | 0,00% | 1 | 2 | 0 | 0 | 0 | 100,00% | 100,00% |
| L | Las Palmas | I.E.S. LOMO APOLINARIO | 0 | 0 | 2 | 1 | 0 | 0 | 0,00% | 66,67% | 0 | 0 | 1 | 1 | 0 | 0,00% | 50,00% |
| L | Las Palmas | I.E.S. LOS TARAHALES | 5 | 0 | 0 | 0 | 0 | 0 | 100,00% | 0,00% | 0 | 2 | 0 | 0 | 0 | 100,00% | 100,00% |
| L | Las Palmas | I.E.S. MESA Y LÓPEZ | 3 | 3 | 0 | 0 | 0 | 0 | 100,00% | 100,00% | 2 | 0 | 0 | 0 | 0 | 100,00% | 0,00% |
| L | Las Palmas | I.E.S. NUEVA ISLETA TONY GALLARDO | 5 | 2 | 1 | 0 | 1 | 0 | 77,78% | 75,00% | 0 | 0 | 0 | 0 | 0 | 0,00% | 0,00% |
| L | Las Palmas | I.E.S. PABLO MONTESINO | 2 | 1 | 0 | 0 | 0 | 0 | 100,00% | 100,00% | 0 | 0 | 0 | 0 | 0 | 0,00% | 0,00% |
| L | Las Palmas | I.E.S. PÉREZ GALDÓS | 4 | 7 | 0 | 0 | 0 | 0 | 100,00% | 100,00% | 4 | 1 | 0 | 0 | 0 | 100,00% | 100,00% |
| L | Las Palmas | I.E.S. POLITÉCNICO | 14 | 7 | 0 | 0 | 0 | 0 | 100,00% | 100,00% | 0 | 2 | 0 | 0 | 0 | 100,00% | 100,00% |
| L | Las Palmas | I.E.S. PRIMERO DE MAYO | 2 | 2 | 0 | 0 | 0 | 0 | 100,00% | 100,00% | 0 | 0 | 0 | 0 | 0 | 0,00% | 0,00% |
| L | Las Palmas | I.E.S. SAN CRISTÓBAL | 3 | 0 | 0 | 0 | 0 | 0 | 100,00% | 0,00% | 1 | 0 | 1 | 0 | 0 | 50,00% | 100,00% |
| L | Las Palmas | I.E.S. SANTA BRÍGIDA | 10 | 4 | 0 | 0 | 0 | 0 | 100,00% | 100,00% | 3 | 0 | 0 | 0 | 0 | 100,00% | 0,00% |
| L | Las Palmas | I.E.S. SANTA TERESA DE JESÚS | 2 | 1 | 0 | 0 | 0 | 0 | 100,00% | 100,00% | 3 | 1 | 0 | 0 | 0 | 100,00% | 100,00% |
| L | Las Palmas | I.E.S. SCHAMANN | 2 | 3 | 0 | 0 | 0 | 0 | 100,00% | 100,00% | 2 | 0 | 0 | 0 | 0 | 100,00% | 0,00% |

| | | | | | | | | | | | | | | | | | | |
|---|------------|---------------------------------------|----|---|---|---|---|---|---------|---------|----|---|---|---|---|---|---------|---------|
| L | Las Palmas | I.E.S. SIETE PALMAS | 2 | 2 | 0 | 0 | 0 | 0 | 100,00% | 100,00% | 1 | 0 | 0 | 0 | 0 | 0 | 100,00% | 0,00% |
| L | Las Palmas | I.E.S. TAFIRA | 6 | 2 | 0 | 0 | 0 | 0 | 100,00% | 100,00% | 0 | 1 | 0 | 0 | 0 | 0 | 100,00% | 100,00% |
| L | Las Palmas | I.E.S. TAMARACEITE | 8 | 0 | 1 | 0 | 0 | 0 | 88,89% | 100,00% | 1 | 0 | 0 | 0 | 0 | 0 | 100,00% | 0,00% |
| L | Las Palmas | I.E.S. TEROR | 8 | 9 | 0 | 0 | 0 | 0 | 100,00% | 100,00% | 0 | 0 | 0 | 0 | 0 | 0 | 0,00% | 0,00% |
| L | Las Palmas | I.E.S. TOMÁS MORALES | 16 | 7 | 0 | 0 | 0 | 0 | 100,00% | 100,00% | 0 | 1 | 0 | 0 | 0 | 0 | 100,00% | 100,00% |
| L | Las Palmas | I.E.S. VEGA DE SAN JOSÉ | 2 | 1 | 0 | 0 | 0 | 0 | 100,00% | 100,00% | 2 | 0 | 0 | 0 | 0 | 0 | 100,00% | 0,00% |
| L | Las Palmas | I.E.S. VEGA DE SAN MATEO | 7 | 2 | 0 | 0 | 0 | 0 | 100,00% | 100,00% | 5 | 2 | 0 | 0 | 0 | 0 | 100,00% | 100,00% |
| L | Las Palmas | TRIBUNAL LAS PALMAS | 18 | 7 | 5 | 0 | 3 | 3 | 69,44% | 80,00% | 10 | 3 | 2 | 0 | 1 | 0 | 81,25% | 83,33% |
| L | Norte | I.E.S. AGAETE | 1 | 0 | 0 | 0 | 0 | 0 | 100,00% | 0,00% | 0 | 0 | 0 | 0 | 0 | 0 | 0,00% | 0,00% |
| L | Norte | I.E.S. ARUCAS-DOMINGO RIVERO | 7 | 4 | 0 | 0 | 0 | 0 | 100,00% | 100,00% | 0 | 0 | 0 | 0 | 0 | 0 | 0,00% | 0,00% |
| L | Norte | I.E.S. BAÑADEROS | 5 | 0 | 0 | 0 | 0 | 0 | 100,00% | 0,00% | 0 | 0 | 1 | 0 | 0 | 0 | 0,00% | 100,00% |
| L | Norte | I.E.S. DORAMAS | 2 | 1 | 0 | 0 | 0 | 0 | 100,00% | 100,00% | 0 | 0 | 0 | 0 | 0 | 0 | 0,00% | 0,00% |
| L | Norte | I.E.S. GUÍA | 10 | 7 | 0 | 0 | 0 | 0 | 100,00% | 100,00% | 2 | 1 | 0 | 0 | 0 | 0 | 100,00% | 100,00% |
| L | Norte | I.E.S. ROQUE AMAGRO | 10 | 1 | 0 | 0 | 0 | 0 | 100,00% | 100,00% | 2 | 0 | 0 | 0 | 0 | 0 | 100,00% | 0,00% |
| L | Norte | I.E.S. SAN NICOLÁS DE TOLENTINO | 4 | 2 | 0 | 0 | 0 | 0 | 100,00% | 100,00% | 0 | 0 | 1 | 0 | 0 | 0 | 0,00% | 100,00% |
| L | Norte | I.E.S. SANTA MARÍA DE GUÍA | 4 | 0 | 0 | 0 | 1 | 0 | 80,00% | 0,00% | 0 | 0 | 0 | 0 | 0 | 0 | 0,00% | 0,00% |
| L | Norte | I.E.S. SANTIAGO SANTANA DÍAZ | 11 | 2 | 0 | 0 | 0 | 0 | 100,00% | 100,00% | 3 | 2 | 0 | 0 | 0 | 0 | 100,00% | 100,00% |
| L | Norte | I.E.S. SAULO TORÓN | 16 | 6 | 0 | 1 | 0 | 0 | 95,65% | 85,71% | 1 | 0 | 1 | 0 | 0 | 0 | 50,00% | 100,00% |
| L | Norte | I.E.S. VILLA DE FIRGAS | 7 | 4 | 0 | 0 | 0 | 0 | 100,00% | 100,00% | 0 | 0 | 0 | 0 | 0 | 0 | 0,00% | 0,00% |
| L | Norte | TRIBUNAL NORTE | 1 | 0 | 1 | 0 | 0 | 0 | 50,00% | 100,00% | 2 | 0 | 0 | 0 | 0 | 1 | 66,67% | 0,00% |
| L | Sur | COLEGIO ALMA'S MASPALOMAS | 8 | 6 | 0 | 0 | 0 | 0 | 100,00% | 100,00% | 2 | 0 | 0 | 0 | 0 | 0 | 100,00% | 0,00% |
| L | Sur | COLEGIO ARENAS SUR | 2 | 1 | 0 | 0 | 0 | 0 | 100,00% | 100,00% | 0 | 0 | 0 | 0 | 0 | 0 | 0,00% | 0,00% |
| L | Sur | I.B.A.D. (Vecindario) | 2 | 0 | 0 | 0 | 0 | 0 | 100,00% | 0,00% | 2 | 0 | 0 | 0 | 0 | 0 | 100,00% | 0,00% |
| L | Sur | I.E.S. AMURGA | 11 | 2 | 0 | 0 | 0 | 0 | 100,00% | 100,00% | 2 | 1 | 1 | 0 | 0 | 0 | 75,00% | 100,00% |
| L | Sur | I.E.S. ARGUINEGUÍN | 2 | 1 | 0 | 0 | 0 | 0 | 100,00% | 100,00% | 0 | 0 | 0 | 0 | 0 | 0 | 0,00% | 0,00% |
| L | Sur | I.E.S. CARRIZAL | 8 | 1 | 0 | 1 | 0 | 0 | 90,00% | 50,00% | 2 | 0 | 0 | 0 | 0 | 0 | 100,00% | 0,00% |
| L | Sur | I.E.S. CRUCE DE ARINAGA | 6 | 2 | 0 | 0 | 0 | 0 | 100,00% | 100,00% | 0 | 0 | 0 | 0 | 0 | 0 | 0,00% | 0,00% |
| L | Sur | I.E.S. EL DOCTORAL | 5 | 1 | 0 | 0 | 0 | 0 | 100,00% | 100,00% | 3 | 1 | 0 | 0 | 0 | 0 | 100,00% | 100,00% |
| L | Sur | I.E.S. GRAN CANARIA | 2 | 4 | 0 | 0 | 0 | 0 | 100,00% | 100,00% | 3 | 0 | 0 | 0 | 0 | 0 | 100,00% | 0,00% |
| L | Sur | I.E.S. INGENIO | 13 | 8 | 0 | 0 | 0 | 0 | 100,00% | 100,00% | 1 | 0 | 0 | 0 | 0 | 0 | 100,00% | 0,00% |
| L | Sur | I.E.S. JOAQUÍN ARTILES | 13 | 4 | 0 | 0 | 1 | 0 | 94,44% | 80,00% | 2 | 2 | 2 | 0 | 0 | 0 | 66,67% | 100,00% |
| L | Sur | I.E.S. JOSÉ ZERPA | 8 | 2 | 0 | 0 | 0 | 0 | 100,00% | 100,00% | 1 | 0 | 0 | 0 | 0 | 0 | 100,00% | 0,00% |
| L | Sur | I.E.S. SANTA LUCÍA | 4 | 1 | 0 | 0 | 0 | 0 | 100,00% | 100,00% | 0 | 0 | 0 | 0 | 0 | 0 | 0,00% | 0,00% |
| L | Sur | I.E.S. TÁMARA | 8 | 3 | 0 | 0 | 0 | 0 | 100,00% | 100,00% | 1 | 1 | 0 | 0 | 0 | 0 | 100,00% | 100,00% |
| L | Sur | I.E.S. VECINDARIO | 15 | 3 | 0 | 0 | 0 | 0 | 100,00% | 100,00% | 0 | 1 | 0 | 0 | 0 | 0 | 100,00% | 100,00% |
| L | Sur | TRIBUNAL SUR | 5 | 1 | 0 | 0 | 0 | 0 | 100,00% | 100,00% | 3 | 1 | 1 | 0 | 1 | 0 | 66,67% | 66,67% |
| L | Telde | I.E.S. JOSÉ FRUGONI PÉREZ | 1 | 1 | 0 | 0 | 0 | 0 | 100,00% | 100,00% | 2 | 2 | 0 | 0 | 0 | 0 | 100,00% | 100,00% |
| L | Telde | I.E.S. CASAS NUEVAS | 4 | 3 | 0 | 0 | 0 | 0 | 100,00% | 100,00% | 0 | 0 | 0 | 0 | 0 | 0 | 0,00% | 0,00% |
| L | Telde | I.E.S. EL CALERO | 9 | 4 | 0 | 0 | 0 | 0 | 100,00% | 100,00% | 1 | 0 | 0 | 0 | 0 | 0 | 100,00% | 0,00% |
| L | Telde | I.E.S. FERNANDO SAGASETA | 0 | 2 | 0 | 0 | 0 | 0 | 100,00% | 100,00% | 0 | 0 | 0 | 0 | 0 | 0 | 0,00% | 0,00% |
| L | Telde | I.E.S. JINAMAR II | 6 | 1 | 2 | 0 | 0 | 0 | 77,78% | 100,00% | 0 | 0 | 1 | 0 | 0 | 0 | 0,00% | 100,00% |
| L | Telde | I.E.S. JOSÉ ARENCIBIA GIL | 8 | 3 | 0 | 0 | 0 | 0 | 100,00% | 100,00% | 2 | 1 | 2 | 0 | 0 | 0 | 60,00% | 100,00% |
| L | Telde | I.E.S. LILA | 0 | 0 | 0 | 0 | 0 | 0 | 0,00% | 0,00% | 0 | 0 | 1 | 0 | 0 | 0 | 0,00% | 100,00% |
| L | Telde | I.E.S. LOMO DE LA HERRADURA | 1 | 1 | 0 | 0 | 0 | 0 | 100,00% | 100,00% | 0 | 0 | 0 | 0 | 0 | 0 | 0,00% | 0,00% |
| L | Telde | I.E.S. PROFESOR ANTONIO CABRERA PÉREZ | 4 | 0 | 0 | 0 | 0 | 0 | 100,00% | 0,00% | 0 | 0 | 1 | 0 | 0 | 0 | 0,00% | 100,00% |

| | | | | | | | | | | | | | | | | | | |
|---|---------------|--|----|---|---|---|---|---|---------|---------|---|---|---|---|---|---|---------|---------|
| L | Telde | I.E.S. PROFESOR JUAN PULIDO CASTRO | 14 | 6 | 0 | 0 | 1 | 0 | 95,24% | 85,71% | 0 | 2 | 0 | 0 | 0 | 0 | 100,00% | 100,00% |
| L | Telde | I.E.S. VALSEQUILLO | 4 | 0 | 0 | 0 | 0 | 0 | 100,00% | 0,00% | 0 | 0 | 0 | 0 | 0 | 0 | 0,00% | 0,00% |
| L | Telde | TRIBUNAL TELDE | 2 | 0 | 0 | 0 | 1 | 0 | 66,67% | 0,00% | 1 | 0 | 0 | 1 | 0 | 0 | 50,00% | 0,00% |
| M | Fuerteventura | I.E.S. CORRALEJO | 5 | 4 | 0 | 0 | 0 | 0 | 100,00% | 100,00% | 0 | 0 | 0 | 0 | 0 | 0 | 0,00% | 0,00% |
| M | Fuerteventura | I.E.S. GRAN TARAJAL | 5 | 3 | 0 | 0 | 0 | 0 | 100,00% | 100,00% | 1 | 0 | 0 | 0 | 0 | 0 | 100,00% | 0,00% |
| M | Fuerteventura | I.E.S. JANDÍA | 4 | 2 | 1 | 0 | 0 | 0 | 85,71% | 100,00% | 0 | 1 | 1 | 0 | 0 | 0 | 50,00% | 100,00% |
| M | Fuerteventura | I.E.S. PUERTO DEL ROSARIO | 3 | 1 | 0 | 0 | 0 | 0 | 100,00% | 100,00% | 0 | 1 | 0 | 0 | 0 | 0 | 100,00% | 100,00% |
| M | Fuerteventura | I.E.S. SAN DIEGO DE ALCALÁ | 11 | 2 | 1 | 1 | 0 | 0 | 86,67% | 75,00% | 3 | 2 | 0 | 0 | 0 | 0 | 100,00% | 100,00% |
| M | Fuerteventura | I.E.S. SANTO TOMÁS DE AQUINO | 3 | 0 | 0 | 0 | 0 | 0 | 100,00% | 0,00% | 0 | 0 | 0 | 0 | 0 | 0 | 0,00% | 0,00% |
| M | Fuerteventura | TRIBUNAL FUERTEVENTURA | 0 | 2 | 1 | 1 | 0 | 0 | 50,00% | 75,00% | 0 | 0 | 0 | 1 | 0 | 0 | 0,00% | 0,00% |
| M | Lanzarote | COLEGIO ARENAS INTERNACIONAL | 2 | 0 | 0 | 0 | 0 | 0 | 100,00% | 0,00% | 0 | 0 | 0 | 0 | 0 | 0 | 0,00% | 0,00% |
| M | Lanzarote | I.E.S. AGUSTÍN ESPINOSA | 4 | 1 | 2 | 0 | 0 | 0 | 71,43% | 100,00% | 2 | 0 | 0 | 0 | 0 | 0 | 100,00% | 0,00% |
| M | Lanzarote | I.E.S. ARRECIFE | 1 | 0 | 0 | 0 | 0 | 0 | 100,00% | 0,00% | 1 | 0 | 0 | 0 | 0 | 0 | 100,00% | 0,00% |
| M | Lanzarote | I.E.S. BLAS CABRERA FELIPE (LANZAROTE) | 2 | 1 | 0 | 0 | 0 | 0 | 100,00% | 100,00% | 1 | 1 | 1 | 0 | 0 | 0 | 66,67% | 100,00% |
| M | Lanzarote | I.E.S. CÉSAR MANRIQUE | 3 | 3 | 0 | 0 | 0 | 0 | 100,00% | 100,00% | 0 | 0 | 0 | 0 | 0 | 0 | 0,00% | 0,00% |
| M | Lanzarote | I.E.S. HARIÁ | 4 | 0 | 0 | 0 | 0 | 0 | 100,00% | 0,00% | 0 | 0 | 0 | 0 | 0 | 0 | 0,00% | 0,00% |
| M | Lanzarote | I.E.S. SAN BARTOLOMÉ | 4 | 1 | 0 | 0 | 0 | 0 | 100,00% | 100,00% | 0 | 0 | 0 | 0 | 0 | 0 | 0,00% | 0,00% |
| M | Lanzarote | I.E.S. TEGUISE | 3 | 0 | 0 | 0 | 0 | 0 | 100,00% | 0,00% | 1 | 0 | 0 | 0 | 0 | 0 | 100,00% | 0,00% |
| M | Lanzarote | I.E.S. TIAS | 1 | 1 | 0 | 0 | 0 | 0 | 100,00% | 100,00% | 0 | 0 | 0 | 0 | 0 | 0 | 0,00% | 0,00% |
| M | Lanzarote | I.E.S. ZONZAMAS | 2 | 0 | 0 | 0 | 0 | 0 | 100,00% | 0,00% | 0 | 0 | 0 | 0 | 0 | 0 | 0,00% | 0,00% |
| M | Las Palmas | ALUMNOS EXTRANJEROS | 1 | 0 | 0 | 0 | 0 | 0 | 100,00% | 0,00% | 0 | 0 | 0 | 0 | 1 | 0 | 0,00% | 0,00% |
| M | Las Palmas | CAEPA ECCA | 2 | 1 | 0 | 0 | 0 | 0 | 100,00% | 100,00% | 0 | 1 | 0 | 0 | 0 | 0 | 100,00% | 100,00% |
| M | Las Palmas | CEAD PROFESOR FELIX PÉREZ PARRILLA | 5 | 0 | 0 | 0 | 0 | 0 | 100,00% | 0,00% | 2 | 3 | 1 | 1 | 0 | 0 | 71,43% | 80,00% |
| M | Las Palmas | COLEGIO JAIME BALMES | 0 | 0 | 1 | 0 | 0 | 0 | 0,00% | 100,00% | 0 | 4 | 0 | 0 | 0 | 0 | 100,00% | 100,00% |
| M | Las Palmas | COLEGIO NTRA. SRA. DEL PILAR | 6 | 5 | 0 | 0 | 0 | 0 | 100,00% | 100,00% | 1 | 0 | 0 | 0 | 0 | 0 | 100,00% | 0,00% |
| M | Las Palmas | COLEGIO SAGRADO CORAZÓN | 0 | 1 | 0 | 0 | 0 | 0 | 100,00% | 100,00% | 0 | 1 | 0 | 0 | 0 | 0 | 100,00% | 100,00% |
| M | Las Palmas | COLEGIO SALESIANO SAGRADO CORAZÓN | 3 | 5 | 0 | 0 | 0 | 0 | 100,00% | 100,00% | 1 | 1 | 0 | 0 | 0 | 0 | 100,00% | 100,00% |
| M | Las Palmas | COLEGIO SAN IGNACIO DE LOYOLA | 3 | 5 | 0 | 0 | 0 | 0 | 100,00% | 100,00% | 0 | 0 | 0 | 0 | 0 | 0 | 0,00% | 0,00% |
| M | Las Palmas | COLEGIO SANTA CATALINA | 1 | 1 | 0 | 0 | 0 | 0 | 100,00% | 100,00% | 2 | 4 | 0 | 0 | 0 | 0 | 100,00% | 100,00% |
| M | Las Palmas | COLEGIO SANTA ISABEL DE HUNGRÍA | 8 | 6 | 0 | 0 | 0 | 0 | 100,00% | 100,00% | 3 | 1 | 0 | 0 | 0 | 0 | 100,00% | 100,00% |
| M | Las Palmas | I.E.S. ALONSO QUESADA | 14 | 4 | 0 | 0 | 0 | 0 | 100,00% | 100,00% | 2 | 0 | 0 | 0 | 0 | 0 | 100,00% | 0,00% |
| M | Las Palmas | I.E.S. CAIRASCO DE FIGUEROA | 4 | 2 | 0 | 0 | 0 | 0 | 100,00% | 100,00% | 2 | 1 | 0 | 0 | 0 | 0 | 100,00% | 100,00% |
| M | Las Palmas | I.E.S. CRUZ DE PIEDRA | 1 | 1 | 0 | 0 | 0 | 0 | 100,00% | 100,00% | 2 | 1 | 0 | 0 | 0 | 0 | 100,00% | 100,00% |
| M | Las Palmas | I.E.S. EL RINCÓN | 0 | 1 | 0 | 1 | 0 | 0 | 50,00% | 50,00% | 0 | 0 | 0 | 0 | 0 | 0 | 0,00% | 0,00% |
| M | Las Palmas | I.E.S. FELO MONZÓN GRAU BASSAS | 4 | 1 | 0 | 0 | 0 | 0 | 100,00% | 100,00% | 0 | 1 | 0 | 0 | 0 | 0 | 100,00% | 100,00% |
| M | Las Palmas | I.E.S. GUANARTEME | 2 | 0 | 0 | 0 | 0 | 0 | 100,00% | 0,00% | 2 | 0 | 0 | 0 | 0 | 0 | 100,00% | 0,00% |
| M | Las Palmas | I.E.S. ISABEL DE ESPAÑA | 13 | 5 | 0 | 0 | 0 | 0 | 100,00% | 100,00% | 2 | 3 | 0 | 0 | 0 | 0 | 100,00% | 100,00% |
| M | Las Palmas | I.E.S. JOSÉ SARAMAGO | 3 | 4 | 0 | 0 | 0 | 0 | 100,00% | 100,00% | 0 | 0 | 0 | 0 | 0 | 0 | 0,00% | 0,00% |
| M | Las Palmas | I.E.S. LA ISLETA | 2 | 0 | 0 | 0 | 0 | 0 | 100,00% | 0,00% | 0 | 0 | 0 | 0 | 0 | 0 | 0,00% | 0,00% |
| M | Las Palmas | I.E.S. LA MINILLA | 7 | 5 | 0 | 0 | 0 | 0 | 100,00% | 100,00% | 1 | 1 | 0 | 0 | 0 | 0 | 100,00% | 100,00% |
| M | Las Palmas | I.E.S. LOMO APOLINARIO | 2 | 1 | 0 | 0 | 0 | 0 | 100,00% | 100,00% | 0 | 0 | 0 | 0 | 0 | 0 | 0,00% | 0,00% |
| M | Las Palmas | I.E.S. LOS TARAHALES | 3 | 1 | 0 | 0 | 0 | 0 | 100,00% | 100,00% | 0 | 1 | 0 | 0 | 0 | 0 | 100,00% | 100,00% |
| M | Las Palmas | I.E.S. MESA Y LÓPEZ | 6 | 2 | 0 | 1 | 0 | 0 | 88,89% | 66,67% | 1 | 1 | 0 | 0 | 0 | 0 | 100,00% | 100,00% |
| M | Las Palmas | I.E.S. NUEVA ISLETA TONY GALLARDO | 2 | 6 | 3 | 1 | 0 | 0 | 66,67% | 90,00% | 0 | 1 | 1 | 1 | 0 | 0 | 33,33% | 66,67% |
| M | Las Palmas | I.E.S. PABLO MONTESINO | 2 | 1 | 0 | 0 | 0 | 0 | 100,00% | 100,00% | 1 | 1 | 0 | 0 | 0 | 0 | 100,00% | 100,00% |

| | | | | | | | | | | | | | | | | | | |
|---|------------|---------------------------------|---|---|---|---|---|---|---------|---------|---|---|---|---|---|---|---------|---------|
| M | Las Palmas | I.E.S. PÉREZ GALDÓS | 5 | 7 | 0 | 0 | 0 | 1 | 92,31% | 100,00% | 3 | 0 | 1 | 0 | 0 | 1 | 60,00% | 100,00% |
| M | Las Palmas | I.E.S. PRIMERO DE MAYO | 4 | 1 | 0 | 0 | 0 | 0 | 100,00% | 100,00% | 1 | 0 | 0 | 0 | 0 | 0 | 100,00% | 0,00% |
| M | Las Palmas | I.E.S. SANTA BRÍGIDA | 4 | 1 | 0 | 0 | 0 | 0 | 100,00% | 100,00% | 2 | 0 | 0 | 0 | 0 | 0 | 100,00% | 0,00% |
| M | Las Palmas | I.E.S. SANTA TERESA DE JESÚS | 8 | 2 | 0 | 0 | 0 | 0 | 100,00% | 100,00% | 1 | 0 | 0 | 0 | 0 | 0 | 100,00% | 0,00% |
| M | Las Palmas | I.E.S. SCHAMANN | 2 | 1 | 0 | 0 | 0 | 0 | 100,00% | 100,00% | 2 | 0 | 0 | 0 | 0 | 0 | 100,00% | 0,00% |
| M | Las Palmas | I.E.S. SIETE PALMAS | 4 | 2 | 0 | 0 | 0 | 0 | 100,00% | 100,00% | 3 | 0 | 0 | 0 | 0 | 0 | 100,00% | 0,00% |
| M | Las Palmas | I.E.S. TAFIRA | 4 | 3 | 0 | 0 | 0 | 0 | 100,00% | 100,00% | 1 | 0 | 0 | 0 | 0 | 0 | 100,00% | 0,00% |
| M | Las Palmas | I.E.S. TAMARACEITE | 5 | 1 | 0 | 0 | 0 | 0 | 100,00% | 100,00% | 0 | 0 | 0 | 0 | 0 | 0 | 0,00% | 0,00% |
| M | Las Palmas | I.E.S. TEROR | 0 | 1 | 0 | 0 | 0 | 0 | 100,00% | 100,00% | 4 | 2 | 1 | 0 | 0 | 1 | 75,00% | 100,00% |
| M | Las Palmas | I.E.S. TOMÁS MORALES | 5 | 2 | 0 | 0 | 0 | 0 | 100,00% | 100,00% | 1 | 0 | 0 | 0 | 0 | 0 | 100,00% | 0,00% |
| M | Las Palmas | I.E.S. VEGA DE SAN JOSÉ | 3 | 1 | 0 | 0 | 0 | 0 | 100,00% | 100,00% | 0 | 0 | 0 | 0 | 0 | 0 | 0,00% | 0,00% |
| M | Las Palmas | I.E.S. VEGA DE SAN MATEO | 4 | 3 | 0 | 0 | 0 | 0 | 100,00% | 100,00% | 2 | 1 | 0 | 0 | 0 | 0 | 100,00% | 100,00% |
| M | Las Palmas | TRIBUNAL LAS PALMAS | 5 | 2 | 1 | 0 | 2 | 4 | 50,00% | 60,00% | 4 | 2 | 0 | 0 | 0 | 1 | 85,71% | 100,00% |
| M | Norte | CENTRO PRIVADO ANITA CONRAD | 0 | 1 | 0 | 0 | 0 | 0 | 100,00% | 100,00% | 0 | 0 | 0 | 0 | 0 | 0 | 0,00% | 0,00% |
| M | Norte | I.E.S. AGAETE | 4 | 0 | 0 | 0 | 0 | 0 | 100,00% | 0,00% | 2 | 1 | 1 | 0 | 0 | 0 | 75,00% | 100,00% |
| M | Norte | I.E.S. ARUCAS-DOMINGO RIVERO | 8 | 2 | 0 | 0 | 0 | 0 | 100,00% | 100,00% | 3 | 2 | 0 | 1 | 0 | 0 | 83,33% | 66,67% |
| M | Norte | I.E.S. BAÑADEROS | 5 | 0 | 0 | 0 | 0 | 0 | 100,00% | 0,00% | 0 | 0 | 0 | 0 | 0 | 0 | 0,00% | 0,00% |
| M | Norte | I.E.S. GUÍA | 5 | 1 | 0 | 0 | 0 | 0 | 100,00% | 100,00% | 0 | 0 | 0 | 0 | 0 | 0 | 0,00% | 0,00% |
| M | Norte | I.E.S. ROQUE AMAGRO | 3 | 1 | 0 | 0 | 0 | 0 | 100,00% | 100,00% | 1 | 1 | 0 | 0 | 0 | 0 | 100,00% | 100,00% |
| M | Norte | I.E.S. SAN NICOLÁS DE TOLENTINO | 7 | 2 | 0 | 0 | 0 | 0 | 100,00% | 100,00% | 2 | 1 | 0 | 0 | 0 | 0 | 100,00% | 100,00% |
| M | Norte | I.E.S. SANTA MARÍA DE GUÍA | 3 | 0 | 0 | 0 | 0 | 0 | 100,00% | 0,00% | 0 | 0 | 0 | 0 | 0 | 0 | 0,00% | 0,00% |
| M | Norte | I.E.S. SANTIAGO SANTANA DÍAZ | 5 | 1 | 0 | 0 | 0 | 0 | 100,00% | 100,00% | 4 | 1 | 0 | 0 | 0 | 0 | 100,00% | 100,00% |
| M | Norte | I.E.S. SAULO TORÓN | 6 | 1 | 0 | 0 | 0 | 0 | 100,00% | 100,00% | 1 | 2 | 0 | 0 | 0 | 0 | 100,00% | 100,00% |
| M | Norte | TRIBUNAL NORTE | 0 | 1 | 0 | 0 | 0 | 0 | 100,00% | 100,00% | 0 | 0 | 0 | 0 | 0 | 0 | 0,00% | 0,00% |
| M | Sur | COLEGIO ARENAS SUR | 2 | 1 | 0 | 0 | 0 | 0 | 100,00% | 100,00% | 1 | 0 | 0 | 0 | 0 | 0 | 100,00% | 0,00% |
| M | Sur | I.B.A.D. (Vecindario) | 0 | 0 | 0 | 0 | 0 | 0 | 0,00% | 0,00% | 0 | 0 | 0 | 1 | 0 | 0 | 0,00% | 0,00% |
| M | Sur | I.E.S. AMURGA | 2 | 1 | 1 | 0 | 0 | 0 | 75,00% | 100,00% | 1 | 1 | 0 | 0 | 1 | 0 | 66,67% | 50,00% |
| M | Sur | I.E.S. ARGUINEGUÍN | 4 | 1 | 0 | 0 | 0 | 0 | 100,00% | 100,00% | 1 | 0 | 0 | 0 | 0 | 0 | 100,00% | 0,00% |
| M | Sur | I.E.S. CARRIZAL | 8 | 3 | 0 | 0 | 0 | 0 | 100,00% | 100,00% | 1 | 0 | 0 | 0 | 0 | 0 | 100,00% | 0,00% |
| M | Sur | I.E.S. CRUCE DE ARINAGA | 2 | 0 | 0 | 0 | 0 | 0 | 100,00% | 0,00% | 2 | 0 | 0 | 0 | 0 | 0 | 100,00% | 0,00% |
| M | Sur | I.E.S. EL DOCTORAL | 2 | 0 | 0 | 0 | 0 | 0 | 100,00% | 0,00% | 5 | 0 | 0 | 0 | 0 | 0 | 100,00% | 0,00% |
| M | Sur | I.E.S. FARO DE MASPALOMAS | 7 | 5 | 0 | 1 | 1 | 0 | 85,71% | 71,43% | 5 | 1 | 0 | 1 | 0 | 0 | 85,71% | 50,00% |
| M | Sur | I.E.S. GRAN CANARIA | 1 | 2 | 0 | 0 | 0 | 0 | 100,00% | 100,00% | 1 | 0 | 0 | 0 | 0 | 0 | 100,00% | 0,00% |
| M | Sur | I.E.S. INGENIO | 6 | 1 | 0 | 0 | 0 | 0 | 100,00% | 100,00% | 0 | 0 | 0 | 0 | 0 | 0 | 0,00% | 0,00% |
| M | Sur | I.E.S. JOAQUÍN ARTILES | 5 | 5 | 0 | 0 | 0 | 0 | 100,00% | 100,00% | 4 | 2 | 0 | 1 | 0 | 0 | 85,71% | 66,67% |
| M | Sur | I.E.S. JOSÉ ZERPA | 5 | 0 | 0 | 0 | 0 | 0 | 100,00% | 0,00% | 0 | 0 | 0 | 0 | 0 | 0 | 0,00% | 0,00% |
| M | Sur | I.E.S. SANTA LUCÍA | 3 | 2 | 0 | 0 | 0 | 0 | 100,00% | 100,00% | 0 | 0 | 0 | 0 | 0 | 0 | 0,00% | 0,00% |
| M | Sur | I.E.S. TÁMARA | 1 | 0 | 0 | 0 | 0 | 0 | 100,00% | 0,00% | 0 | 0 | 0 | 0 | 0 | 0 | 0,00% | 0,00% |
| M | Sur | I.E.S. VECINDARIO | 6 | 2 | 1 | 0 | 0 | 0 | 88,89% | 100,00% | 0 | 0 | 0 | 0 | 0 | 0 | 0,00% | 0,00% |
| M | Sur | TRIBUNAL SUR | 1 | 2 | 0 | 1 | 1 | 0 | 60,00% | 50,00% | 0 | 0 | 0 | 0 | 1 | 0 | 0,00% | 0,00% |
| M | Telde | I.E.S. JOSÉ FRUGONI PÉREZ | 7 | 2 | 0 | 0 | 0 | 0 | 100,00% | 100,00% | 1 | 0 | 1 | 0 | 0 | 0 | 50,00% | 100,00% |
| M | Telde | I.E.S. CASAS NUEVAS | 8 | 3 | 0 | 0 | 0 | 0 | 100,00% | 100,00% | 0 | 3 | 0 | 0 | 0 | 1 | 75,00% | 100,00% |
| M | Telde | I.E.S. EL CALERO | 2 | 2 | 0 | 0 | 0 | 0 | 100,00% | 100,00% | 0 | 2 | 0 | 0 | 0 | 0 | 100,00% | 100,00% |
| M | Telde | I.E.S. FERNANDO SAGASETA | 1 | 0 | 0 | 0 | 0 | 0 | 100,00% | 0,00% | 1 | 0 | 0 | 0 | 0 | 0 | 100,00% | 0,00% |
| M | Telde | I.E.S. JINAMAR II | 2 | 2 | 0 | 1 | 0 | 0 | 80,00% | 66,67% | 0 | 1 | 0 | 0 | 0 | 0 | 100,00% | 100,00% |

| | | | | | | | | | | | | | | | | | | |
|---|---------------|---|----|----|---|---|---|---|---------|---------|---|---|---|---|---|---|---------|---------|
| M | Telde | I.E.S. JOSÉ ARENCIBIA GIL | 12 | 2 | 0 | 0 | 0 | 0 | 100,00% | 100,00% | 4 | 5 | 0 | 0 | 1 | 0 | 90,00% | 83,33% |
| M | Telde | I.E.S. LOMO DE LA HERRADURA | 2 | 0 | 0 | 0 | 0 | 0 | 100,00% | 0,00% | 0 | 0 | 0 | 0 | 0 | 0 | 0,00% | 0,00% |
| M | Telde | I.E.S. PROFESOR ANTONIO CABRERA PÉREZ | 5 | 1 | 0 | 0 | 0 | 0 | 100,00% | 100,00% | 2 | 0 | 0 | 0 | 0 | 0 | 100,00% | 0,00% |
| M | Telde | I.E.S. PROFESOR JUAN PULIDO CASTRO | 9 | 3 | 0 | 0 | 0 | 0 | 100,00% | 100,00% | 1 | 1 | 0 | 0 | 0 | 0 | 100,00% | 100,00% |
| M | Telde | I.E.S. VALSEQUILLO | 1 | 1 | 0 | 0 | 0 | 0 | 100,00% | 100,00% | 0 | 0 | 0 | 0 | 0 | 0 | 0,00% | 0,00% |
| M | Telde | TRIBUNAL TELDE | 0 | 0 | 0 | 0 | 2 | 0 | 0,00% | 0,00% | 0 | 0 | 0 | 0 | 0 | 0 | 0,00% | 0,00% |
| N | Fuerteventura | I.E.S. CORRALEJO | 2 | 1 | 0 | 0 | 0 | 0 | 100,00% | 100,00% | 0 | 0 | 0 | 0 | 0 | 0 | 0,00% | 0,00% |
| N | Fuerteventura | I.E.S. GRAN TARAJAL | 3 | 0 | 0 | 0 | 0 | 0 | 100,00% | 0,00% | 1 | 0 | 0 | 0 | 0 | 0 | 100,00% | 0,00% |
| N | Fuerteventura | I.E.S. JANDÍA | 6 | 4 | 0 | 0 | 0 | 0 | 100,00% | 100,00% | 1 | 1 | 0 | 0 | 0 | 0 | 100,00% | 100,00% |
| N | Fuerteventura | I.E.S. LA OLIVA | 4 | 2 | 3 | 0 | 0 | 0 | 66,67% | 100,00% | 2 | 0 | 1 | 0 | 0 | 0 | 66,67% | 100,00% |
| N | Fuerteventura | I.E.S. PUERTO DEL ROSARIO | 6 | 3 | 0 | 0 | 0 | 0 | 100,00% | 100,00% | 9 | 1 | 1 | 0 | 0 | 0 | 90,91% | 100,00% |
| N | Fuerteventura | I.E.S. SAN DIEGO DE ALCALÁ | 10 | 5 | 0 | 0 | 0 | 0 | 100,00% | 100,00% | 1 | 3 | 0 | 0 | 0 | 0 | 100,00% | 100,00% |
| N | Fuerteventura | I.E.S. SANTO TOMÁS DE AQUINO | 11 | 0 | 2 | 1 | 0 | 0 | 78,57% | 66,67% | 1 | 2 | 1 | 0 | 0 | 0 | 75,00% | 100,00% |
| N | Fuerteventura | I.E.S. VIGÁN | 6 | 1 | 0 | 0 | 0 | 0 | 100,00% | 100,00% | 0 | 3 | 0 | 0 | 0 | 0 | 100,00% | 100,00% |
| N | Fuerteventura | TRIBUNAL FUERTEVENTURA | 0 | 0 | 0 | 1 | 0 | 0 | 0,00% | 0,00% | 0 | 1 | 0 | 0 | 0 | 0 | 100,00% | 100,00% |
| N | Lanzarote | COLEGIO ARENAS INTERNACIONAL | 3 | 2 | 0 | 0 | 0 | 0 | 100,00% | 100,00% | 0 | 0 | 0 | 0 | 0 | 0 | 0,00% | 0,00% |
| N | Lanzarote | I.E.S. AGUSTÍN ESPINOSA | 11 | 5 | 1 | 1 | 0 | 0 | 88,89% | 85,71% | 3 | 0 | 2 | 0 | 0 | 0 | 60,00% | 100,00% |
| N | Lanzarote | I.E.S. ARRECIFE | 3 | 3 | 0 | 0 | 0 | 0 | 100,00% | 100,00% | 0 | 1 | 0 | 0 | 0 | 0 | 100,00% | 100,00% |
| N | Lanzarote | I.E.S. BLAS CABRERA FELIPE (LANZAROTE) | 9 | 1 | 0 | 0 | 0 | 0 | 100,00% | 100,00% | 1 | 1 | 0 | 0 | 0 | 0 | 100,00% | 100,00% |
| N | Lanzarote | I.E.S. CÉSAR MANRIQUE | 6 | 0 | 0 | 0 | 0 | 0 | 100,00% | 0,00% | 1 | 0 | 0 | 0 | 0 | 0 | 100,00% | 0,00% |
| N | Lanzarote | I.E.S. HARÍA | 1 | 3 | 0 | 0 | 0 | 0 | 100,00% | 100,00% | 0 | 0 | 0 | 0 | 0 | 0 | 0,00% | 0,00% |
| N | Lanzarote | I.E.S. LAS SALINAS | 0 | 0 | 1 | 0 | 0 | 0 | 0,00% | 100,00% | 0 | 0 | 0 | 1 | 0 | 0 | 0,00% | 0,00% |
| N | Lanzarote | I.E.S. SAN BARTOLOMÉ | 7 | 0 | 0 | 0 | 0 | 0 | 100,00% | 0,00% | 0 | 1 | 0 | 0 | 0 | 0 | 100,00% | 100,00% |
| N | Lanzarote | I.E.S. TEGUISE | 7 | 2 | 0 | 0 | 0 | 0 | 100,00% | 100,00% | 1 | 0 | 0 | 0 | 0 | 0 | 100,00% | 0,00% |
| N | Lanzarote | I.E.S. TIAS | 5 | 4 | 0 | 0 | 0 | 0 | 100,00% | 100,00% | 0 | 2 | 0 | 0 | 0 | 0 | 100,00% | 100,00% |
| N | Lanzarote | I.E.S. TINAJO | 3 | 0 | 0 | 0 | 0 | 0 | 100,00% | 0,00% | 0 | 0 | 1 | 1 | 0 | 0 | 0,00% | 50,00% |
| N | Lanzarote | I.E.S. YAIZA | 4 | 5 | 1 | 0 | 0 | 0 | 90,00% | 100,00% | 2 | 1 | 1 | 0 | 0 | 0 | 75,00% | 100,00% |
| N | Lanzarote | I.E.S. ZONZAMAS | 3 | 2 | 0 | 0 | 0 | 0 | 100,00% | 100,00% | 0 | 1 | 0 | 0 | 0 | 0 | 100,00% | 100,00% |
| N | Lanzarote | TRIBUNAL LANZAROTE | 1 | 0 | 0 | 0 | 0 | 0 | 100,00% | 0,00% | 0 | 1 | 0 | 0 | 1 | 0 | 50,00% | 50,00% |
| N | Las Palmas | ALUMNOS EXTRANJEROS | 2 | 0 | 0 | 0 | 0 | 1 | 66,67% | 0,00% | 0 | 0 | 0 | 0 | 0 | 0 | 0,00% | 0,00% |
| N | Las Palmas | CAEPA ECCA | 1 | 2 | 1 | 0 | 0 | 0 | 75,00% | 100,00% | 4 | 1 | 1 | 1 | 0 | 0 | 71,43% | 66,67% |
| N | Las Palmas | CEAD PROFESOR FELIX PÉREZ PARRILLA | 4 | 2 | 0 | 0 | 0 | 0 | 100,00% | 100,00% | 9 | 1 | 1 | 1 | 0 | 0 | 83,33% | 66,67% |
| N | Las Palmas | CENTRO DE ENSEÑANZA NORTEAMERICANO | 3 | 2 | 0 | 0 | 0 | 0 | 100,00% | 100,00% | 0 | 0 | 0 | 0 | 0 | 0 | 0,00% | 0,00% |
| N | Las Palmas | CENTRO PRIVADO SANTA TERESA DE JESÚS | 21 | 3 | 0 | 0 | 0 | 0 | 100,00% | 100,00% | 8 | 1 | 0 | 0 | 0 | 0 | 100,00% | 100,00% |
| N | Las Palmas | COLEGIO ARENAS-ATLÁNTICO | 6 | 5 | 0 | 0 | 0 | 0 | 100,00% | 100,00% | 0 | 0 | 0 | 0 | 0 | 0 | 0,00% | 0,00% |
| N | Las Palmas | COLEGIO GAROÉ | 0 | 10 | 0 | 0 | 0 | 0 | 100,00% | 100,00% | 0 | 2 | 0 | 0 | 0 | 0 | 100,00% | 100,00% |
| N | Las Palmas | COLEGIO GUAYDIL | 14 | 0 | 0 | 0 | 0 | 0 | 100,00% | 0,00% | 1 | 0 | 0 | 0 | 0 | 0 | 100,00% | 0,00% |
| N | Las Palmas | COLEGIO HEIDELBERG | 7 | 9 | 0 | 0 | 0 | 0 | 100,00% | 100,00% | 0 | 2 | 0 | 0 | 0 | 0 | 100,00% | 100,00% |
| N | Las Palmas | COLEGIO JAIME BALMES | 2 | 1 | 0 | 1 | 0 | 0 | 75,00% | 50,00% | 0 | 0 | 1 | 0 | 0 | 0 | 0,00% | 100,00% |
| N | Las Palmas | COLEGIO NTRA. SRA. DEL PILAR | 2 | 3 | 0 | 0 | 0 | 0 | 100,00% | 100,00% | 0 | 3 | 0 | 0 | 0 | 0 | 100,00% | 100,00% |
| N | Las Palmas | COLEGIO SAGRADO CORAZÓN | 2 | 1 | 0 | 0 | 0 | 0 | 100,00% | 100,00% | 0 | 0 | 0 | 0 | 0 | 0 | 0,00% | 0,00% |
| N | Las Palmas | COLEGIO SALESIANO SAGRADO CORAZÓN | 8 | 7 | 0 | 0 | 0 | 0 | 100,00% | 100,00% | 1 | 1 | 0 | 0 | 0 | 0 | 100,00% | 100,00% |
| N | Las Palmas | COLEGIO SAN ANTONIO M ^o CLARET | 19 | 7 | 0 | 0 | 0 | 0 | 100,00% | 100,00% | 1 | 3 | 0 | 0 | 0 | 0 | 100,00% | 100,00% |
| N | Las Palmas | COLEGIO SAN IGNACIO DE LOYOLA | 7 | 1 | 0 | 0 | 0 | 0 | 100,00% | 100,00% | 3 | 1 | 0 | 0 | 0 | 0 | 100,00% | 100,00% |
| N | Las Palmas | COLEGIO SANTA CATALINA | 7 | 4 | 0 | 0 | 0 | 0 | 100,00% | 100,00% | 0 | 3 | 1 | 0 | 0 | 0 | 75,00% | 100,00% |

| | | | | | | | | | | | | | | | | | | |
|---|------------|-----------------------------------|----|----|---|---|---|---|---------|---------|---|---|---|---|---|---|---------|---------|
| N | Las Palmas | COLEGIO SANTA ISABEL DE HUNGRÍA | 7 | 4 | 0 | 1 | 0 | 0 | 91,67% | 80,00% | 6 | 1 | 1 | 0 | 0 | 0 | 87,50% | 100,00% |
| N | Las Palmas | I.E.S. ALONSO QUESADA | 13 | 4 | 1 | 1 | 1 | 0 | 85,00% | 71,43% | 0 | 4 | 1 | 0 | 0 | 0 | 80,00% | 100,00% |
| N | Las Palmas | I.E.S. CAIRASCO DE FIGUEROA | 7 | 1 | 0 | 0 | 0 | 0 | 100,00% | 100,00% | 0 | 0 | 0 | 0 | 0 | 0 | 0,00% | 0,00% |
| N | Las Palmas | I.E.S. CRUZ DE PIEDRA | 1 | 2 | 0 | 0 | 0 | 0 | 100,00% | 100,00% | 0 | 1 | 0 | 0 | 0 | 0 | 100,00% | 100,00% |
| N | Las Palmas | I.E.S. EL RINCÓN | 4 | 2 | 1 | 0 | 0 | 0 | 85,71% | 100,00% | 1 | 0 | 0 | 0 | 0 | 0 | 100,00% | 0,00% |
| N | Las Palmas | I.E.S. FELO MONZÓN GRAU BASSAS | 9 | 3 | 0 | 0 | 0 | 0 | 100,00% | 100,00% | 2 | 1 | 0 | 0 | 0 | 0 | 100,00% | 100,00% |
| N | Las Palmas | I.E.S. FERIA DEL ATLÁNTICO | 2 | 1 | 1 | 0 | 0 | 0 | 75,00% | 100,00% | 1 | 1 | 0 | 0 | 0 | 0 | 100,00% | 100,00% |
| N | Las Palmas | I.E.S. GUANARTEME | 12 | 3 | 0 | 0 | 0 | 0 | 100,00% | 100,00% | 2 | 0 | 0 | 0 | 0 | 0 | 100,00% | 0,00% |
| N | Las Palmas | I.E.S. ISABEL DE ESPAÑA | 13 | 7 | 0 | 0 | 0 | 0 | 100,00% | 100,00% | 7 | 5 | 0 | 0 | 0 | 0 | 100,00% | 100,00% |
| N | Las Palmas | I.E.S. JOSÉ SARAMAGO | 1 | 5 | 0 | 1 | 0 | 0 | 85,71% | 83,33% | 0 | 0 | 0 | 0 | 0 | 0 | 0,00% | 0,00% |
| N | Las Palmas | I.E.S. LA ISLETA | 5 | 2 | 0 | 1 | 0 | 0 | 87,50% | 66,67% | 3 | 1 | 0 | 1 | 0 | 0 | 80,00% | 50,00% |
| N | Las Palmas | I.E.S. LA MINILLA | 5 | 4 | 0 | 0 | 0 | 0 | 100,00% | 100,00% | 3 | 0 | 0 | 0 | 0 | 0 | 100,00% | 0,00% |
| N | Las Palmas | I.E.S. LOMO APOLINARIO | 2 | 2 | 3 | 0 | 0 | 0 | 57,14% | 100,00% | 3 | 0 | 0 | 0 | 0 | 0 | 100,00% | 0,00% |
| N | Las Palmas | I.E.S. LOS TARAHALES | 3 | 0 | 0 | 0 | 0 | 0 | 100,00% | 0,00% | 1 | 1 | 0 | 0 | 0 | 0 | 100,00% | 100,00% |
| N | Las Palmas | I.E.S. MESA Y LÓPEZ | 1 | 3 | 0 | 0 | 0 | 0 | 100,00% | 100,00% | 0 | 2 | 0 | 0 | 0 | 0 | 100,00% | 100,00% |
| N | Las Palmas | I.E.S. NUEVA ISLETA TONY GALLARDO | 1 | 0 | 1 | 0 | 0 | 0 | 50,00% | 100,00% | 0 | 0 | 0 | 0 | 0 | 0 | 0,00% | 0,00% |
| N | Las Palmas | I.E.S. PABLO MONTESINO | 1 | 0 | 0 | 0 | 0 | 0 | 100,00% | 0,00% | 0 | 0 | 0 | 0 | 0 | 0 | 0,00% | 0,00% |
| N | Las Palmas | I.E.S. PÉREZ GALDÓS | 7 | 14 | 3 | 0 | 0 | 0 | 87,50% | 100,00% | 1 | 2 | 1 | 0 | 1 | 0 | 60,00% | 75,00% |
| N | Las Palmas | I.E.S. POLÍTÉCNICO | 23 | 7 | 0 | 0 | 0 | 0 | 100,00% | 100,00% | 3 | 3 | 0 | 0 | 0 | 0 | 100,00% | 100,00% |
| N | Las Palmas | I.E.S. PRIMERO DE MAYO | 0 | 0 | 0 | 0 | 0 | 0 | 0,00% | 0,00% | 1 | 0 | 0 | 0 | 0 | 0 | 100,00% | 0,00% |
| N | Las Palmas | I.E.S. SAN CRISTÓBAL | 3 | 0 | 0 | 0 | 0 | 0 | 100,00% | 0,00% | 0 | 0 | 0 | 1 | 0 | 0 | 0,00% | 0,00% |
| N | Las Palmas | I.E.S. SANTA BRÍGIDA | 2 | 2 | 0 | 0 | 0 | 0 | 100,00% | 100,00% | 1 | 1 | 0 | 0 | 0 | 0 | 100,00% | 100,00% |
| N | Las Palmas | I.E.S. SANTA TERESA DE JESÚS | 9 | 5 | 0 | 0 | 0 | 0 | 100,00% | 100,00% | 2 | 0 | 0 | 0 | 0 | 0 | 100,00% | 0,00% |
| N | Las Palmas | I.E.S. SCHAMANN | 3 | 2 | 0 | 0 | 0 | 0 | 100,00% | 100,00% | 0 | 0 | 0 | 0 | 0 | 0 | 0,00% | 0,00% |
| N | Las Palmas | I.E.S. SIETE PALMAS | 2 | 1 | 0 | 0 | 0 | 0 | 100,00% | 100,00% | 3 | 2 | 0 | 0 | 0 | 0 | 100,00% | 100,00% |
| N | Las Palmas | I.E.S. TAFIRA | 6 | 0 | 0 | 0 | 0 | 0 | 100,00% | 0,00% | 0 | 1 | 0 | 0 | 0 | 0 | 100,00% | 100,00% |
| N | Las Palmas | I.E.S. TAMARACEITE | 6 | 0 | 1 | 0 | 0 | 0 | 85,71% | 100,00% | 1 | 0 | 0 | 2 | 0 | 0 | 33,33% | 0,00% |
| N | Las Palmas | I.E.S. TEROR | 5 | 1 | 0 | 0 | 0 | 0 | 100,00% | 100,00% | 2 | 0 | 0 | 0 | 0 | 1 | 66,67% | 0,00% |
| N | Las Palmas | I.E.S. TOMÁS MORALES | 9 | 4 | 1 | 0 | 0 | 0 | 92,86% | 100,00% | 4 | 4 | 0 | 0 | 0 | 0 | 100,00% | 100,00% |
| N | Las Palmas | I.E.S. VEGA DE SAN JOSÉ | 0 | 2 | 1 | 0 | 0 | 0 | 66,67% | 100,00% | 0 | 0 | 0 | 0 | 0 | 0 | 0,00% | 0,00% |
| N | Las Palmas | I.E.S. VEGA DE SAN MATEO | 3 | 3 | 1 | 0 | 0 | 0 | 85,71% | 100,00% | 1 | 0 | 2 | 0 | 0 | 0 | 33,33% | 100,00% |
| N | Las Palmas | TRIBUNAL LAS PALMAS | 4 | 7 | 3 | 1 | 2 | 2 | 57,89% | 76,92% | 3 | 3 | 1 | 3 | 1 | 1 | 50,00% | 50,00% |
| N | Norte | I.E.S. AGAETE | 3 | 2 | 0 | 1 | 0 | 0 | 83,33% | 66,67% | 0 | 1 | 0 | 0 | 0 | 0 | 100,00% | 100,00% |
| N | Norte | I.E.S. ARUCAS-DOMINGO RIVERO | 11 | 5 | 0 | 0 | 1 | 0 | 94,12% | 83,33% | 1 | 2 | 0 | 0 | 0 | 0 | 100,00% | 100,00% |
| N | Norte | I.E.S. BAÑADEROS | 4 | 0 | 0 | 0 | 0 | 0 | 100,00% | 0,00% | 0 | 1 | 1 | 1 | 0 | 0 | 33,33% | 66,67% |
| N | Norte | I.E.S. DOMINGO RIVERO | 1 | 0 | 0 | 0 | 0 | 0 | 100,00% | 0,00% | 0 | 0 | 0 | 0 | 0 | 0 | 0,00% | 0,00% |
| N | Norte | I.E.S. DORAMAS | 1 | 0 | 0 | 1 | 0 | 0 | 50,00% | 0,00% | 0 | 0 | 1 | 1 | 0 | 0 | 0,00% | 50,00% |
| N | Norte | I.E.S. GUÍA | 11 | 9 | 0 | 0 | 0 | 0 | 100,00% | 100,00% | 2 | 0 | 0 | 0 | 0 | 0 | 100,00% | 0,00% |
| N | Norte | I.E.S. ROQUE AMAGRO | 6 | 2 | 0 | 0 | 0 | 0 | 100,00% | 100,00% | 2 | 0 | 0 | 0 | 0 | 0 | 100,00% | 0,00% |
| N | Norte | I.E.S. SAN NICOLÁS DE TOLENTINO | 6 | 2 | 0 | 0 | 0 | 0 | 100,00% | 100,00% | 1 | 0 | 0 | 2 | 0 | 0 | 33,33% | 0,00% |
| N | Norte | I.E.S. SANTA MARÍA DE GUÍA | 3 | 1 | 1 | 0 | 0 | 0 | 80,00% | 100,00% | 0 | 2 | 0 | 0 | 0 | 0 | 100,00% | 100,00% |
| N | Norte | I.E.S. SANTIAGO SANTANA DÍAZ | 5 | 4 | 0 | 0 | 0 | 0 | 100,00% | 100,00% | 1 | 1 | 0 | 0 | 0 | 0 | 100,00% | 100,00% |
| N | Norte | I.E.S. SAULO TORÓN | 3 | 0 | 1 | 0 | 0 | 1 | 60,00% | 100,00% | 0 | 1 | 2 | 1 | 0 | 0 | 25,00% | 75,00% |
| N | Norte | I.E.S. VILLA DE FIRGAS | 1 | 1 | 0 | 0 | 0 | 0 | 100,00% | 100,00% | 4 | 0 | 0 | 0 | 0 | 0 | 100,00% | 0,00% |
| N | Norte | TRIBUNAL NORTE | 1 | 1 | 0 | 0 | 0 | 0 | 100,00% | 100,00% | 0 | 1 | 0 | 0 | 0 | 0 | 100,00% | 100,00% |

| | | | | | | | | | | | | | | | | | | |
|------|-------|---------------------------------------|------|------|-----|----|----|----|---------|---------|-----|-----|-----|----|----|---------|---------|--------|
| N | Sur | COLEGIO ALMA'S MASPALOMAS | 6 | 5 | 0 | 0 | 0 | 0 | 100,00% | 100,00% | 0 | 0 | 0 | 0 | 0 | 0,00% | 0,00% | |
| N | Sur | COLEGIO ARENAS SUR | 2 | 2 | 0 | 0 | 0 | 0 | 100,00% | 100,00% | 0 | 0 | 0 | 0 | 0 | 0,00% | 0,00% | |
| N | Sur | I.B.A.D. (Vecindario) | 2 | 1 | 0 | 0 | 0 | 0 | 100,00% | 100,00% | 2 | 0 | 1 | 0 | 1 | 50,00% | 50,00% | |
| N | Sur | I.E.S. AMURGA | 5 | 4 | 1 | 0 | 0 | 0 | 90,00% | 100,00% | 1 | 1 | 1 | 0 | 0 | 66,67% | 100,00% | |
| N | Sur | I.E.S. ARGUINEGUIN | 4 | 1 | 0 | 0 | 0 | 0 | 100,00% | 100,00% | 0 | 0 | 1 | 1 | 0 | 0,00% | 50,00% | |
| N | Sur | I.E.S. CARRIZAL | 6 | 3 | 0 | 0 | 0 | 0 | 100,00% | 100,00% | 2 | 2 | 1 | 0 | 0 | 80,00% | 100,00% | |
| N | Sur | I.E.S. CRUCE DE ARINAGA | 5 | 1 | 0 | 0 | 0 | 0 | 100,00% | 100,00% | 2 | 1 | 0 | 0 | 0 | 100,00% | 100,00% | |
| N | Sur | I.E.S. EL DOCTORAL | 2 | 1 | 0 | 0 | 0 | 0 | 100,00% | 100,00% | 1 | 0 | 0 | 0 | 0 | 100,00% | 0,00% | |
| N | Sur | I.E.S. FARO DE MASPALOMAS | 5 | 3 | 0 | 0 | 0 | 0 | 100,00% | 100,00% | 1 | 1 | 0 | 0 | 0 | 100,00% | 100,00% | |
| N | Sur | I.E.S. GRAN CANARIA | 4 | 1 | 0 | 0 | 0 | 0 | 100,00% | 100,00% | 1 | 0 | 0 | 0 | 0 | 100,00% | 0,00% | |
| N | Sur | I.E.S. INGENIO | 5 | 1 | 0 | 0 | 0 | 0 | 100,00% | 100,00% | 6 | 0 | 0 | 0 | 0 | 100,00% | 0,00% | |
| N | Sur | I.E.S. JOAQUÍN ARTILES | 12 | 1 | 0 | 0 | 0 | 0 | 100,00% | 100,00% | 3 | 3 | 1 | 0 | 0 | 85,71% | 100,00% | |
| N | Sur | I.E.S. JOSÉ ZERPA | 4 | 2 | 0 | 0 | 0 | 0 | 100,00% | 100,00% | 0 | 0 | 0 | 0 | 0 | 0,00% | 0,00% | |
| N | Sur | I.E.S. SANTA LUCIA | 6 | 4 | 0 | 0 | 0 | 0 | 100,00% | 100,00% | 0 | 0 | 0 | 0 | 0 | 0,00% | 0,00% | |
| N | Sur | I.E.S. TÁMARA | 3 | 2 | 0 | 0 | 0 | 0 | 100,00% | 100,00% | 3 | 3 | 0 | 0 | 0 | 100,00% | 100,00% | |
| N | Sur | I.E.S. VECINDARIO | 11 | 4 | 2 | 0 | 0 | 0 | 88,24% | 100,00% | 4 | 0 | 1 | 1 | 0 | 66,67% | 50,00% | |
| N | Sur | TRIBUNAL SUR | 4 | 1 | 2 | 0 | 0 | 0 | 71,43% | 100,00% | 2 | 0 | 0 | 0 | 0 | 100,00% | 0,00% | |
| N | Telde | I.E.S. JOSÉ FRUGONI PÉREZ | 8 | 1 | 3 | 1 | 0 | 0 | 69,23% | 80,00% | 2 | 0 | 1 | 0 | 0 | 66,67% | 100,00% | |
| N | Telde | I.E.S. CASAS NUEVAS | 6 | 1 | 1 | 0 | 0 | 0 | 87,50% | 100,00% | 3 | 0 | 0 | 0 | 0 | 100,00% | 0,00% | |
| N | Telde | I.E.S. EL CALERO | 2 | 2 | 0 | 0 | 0 | 0 | 100,00% | 100,00% | 1 | 1 | 0 | 0 | 0 | 100,00% | 100,00% | |
| N | Telde | I.E.S. FERNANDO SAGASETA | 0 | 1 | 0 | 0 | 0 | 0 | 100,00% | 100,00% | 0 | 0 | 0 | 0 | 0 | 0,00% | 0,00% | |
| N | Telde | I.E.S. JINAMAR II | 1 | 2 | 0 | 1 | 0 | 0 | 75,00% | 66,67% | 0 | 0 | 0 | 0 | 0 | 0,00% | 0,00% | |
| N | Telde | I.E.S. JOSÉ ARENCIBIA GIL | 9 | 2 | 0 | 0 | 0 | 0 | 100,00% | 100,00% | 6 | 3 | 2 | 0 | 0 | 81,82% | 100,00% | |
| N | Telde | I.E.S. LILA | 1 | 0 | 0 | 0 | 0 | 0 | 100,00% | 0,00% | 0 | 1 | 0 | 0 | 0 | 100,00% | 100,00% | |
| N | Telde | I.E.S. LOMO DE LA HERRADURA | 3 | 1 | 0 | 0 | 0 | 0 | 100,00% | 100,00% | 0 | 0 | 0 | 0 | 0 | 0,00% | 0,00% | |
| N | Telde | I.E.S. PROFESOR ANTONIO CABRERA PÉREZ | 3 | 2 | 0 | 0 | 0 | 0 | 100,00% | 100,00% | 0 | 0 | 0 | 0 | 0 | 0,00% | 0,00% | |
| N | Telde | I.E.S. PROFESOR JUAN PULIDO CASTRO | 9 | 6 | 0 | 0 | 0 | 0 | 100,00% | 100,00% | 2 | 6 | 1 | 0 | 0 | 88,89% | 100,00% | |
| N | Telde | I.E.S. VALSEQUILLO | 8 | 4 | 0 | 1 | 0 | 0 | 92,31% | 80,00% | 2 | 1 | 2 | 0 | 0 | 60,00% | 100,00% | |
| N | Telde | TRIBUNAL TELDE | 0 | 0 | 0 | 1 | 1 | 0 | 0,00% | 0,00% | 2 | 0 | 1 | 0 | 1 | 40,00% | 50,00% | |
| Suma | | | 1905 | 1173 | 107 | 59 | 33 | 17 | 93,44% | 93,29% | 453 | 355 | 102 | 73 | 14 | 15 | 79,84% | 84,01% |

MEDIAS GENERALES POR CENTROS
NOTA MEDIA PRUEBA / NOTA MEDIA EXPEDIENTE CENTRO

| | Nº alumnos | Nota Media | | Nº alumnos | Nota Media | |
|---|---------------|------------|------------|---------------|------------|------------|
| | | Prueba | Expediente | | Prueba | Expediente |
| | | Junio | | | Septiembre | |
| ALUMNOS EXTRANJEROS | 7 | 3,57 | 6,56 | 0 | 0,00 | 0,00 |
| CAEPA ECCA | 9 | 4,89 | 6,94 | 11 | 4,64 | 6,40 |
| CEAD PROFESOR FÉLIX PÉREZ PARRILLA | 20 | 5,48 | 6,77 | 30 | 4,69 | 5,84 |
| CENTRO DE ENSEÑANZA NORTEAMERICANO | 10 | 7,17 | 8,39 | 1 | 4,68 | 6,10 |
| CENTRO PRIVADO ANITA CONRAD | 3 | 7,93 | 8,67 | 0 | 0,00 | 0,00 |
| CENTRO PRIVADO SANTA TERESA DE JESÚS | 50 | 7,32 | 7,69 | 15 | 5,79 | 5,93 |
| COLEGIO ALMA'S MASPALOMAS | 34 | 6,53 | 7,81 | 3 | 4,85 | 7,00 |
| COLEGIO ARENAS INTERNACIONAL | 20 | 6,89 | 7,55 | 4 | 5,25 | 6,45 |
| COLEGIO ARENAS SUR | 15 | 7,74 | 8,46 | 2 | 5,49 | 6,05 |
| COLEGIO ARENAS-ATLÁNTICO | 17 | 6,68 | 7,79 | 1 | 5,56 | 6,20 |
| COLEGIO GAROÉ | 25 | 5,95 | 7,62 | 9 | 4,79 | 6,03 |
| COLEGIO GUAYDIL | 36 | 7,40 | 8,45 | 3 | 5,63 | 6,33 |
| COLEGIO HEIDELBERG | 69 | 7,47 | 7,54 | 4 | 5,03 | 5,65 |
| COLEGIO HISPANO INGLÉS | 6 | 7,61 | 8,83 | 0 | 0,00 | 0,00 |
| COLEGIO JAIME BALMES | 12 | 5,57 | 7,08 | 7 | 4,80 | 5,79 |
| COLEGIO NTRA. SRA. DEL PILAR | 39 | 6,14 | 7,38 | 6 | 4,37 | 5,93 |
| COLEGIO SAGRADO CORAZÓN | 13 | 6,77 | 7,44 | 1 | 4,47 | 5,80 |
| COLEGIO SALESIANO SAGRADO CORAZÓN | 61 | 6,69 | 7,36 | 13 | 5,07 | 5,60 |
| COLEGIO SAN ANTONIO M ^o CLARET | 100 | 6,92 | 7,74 | 22 | 5,49 | 6,01 |
| COLEGIO SAN IGNACIO DE LOYOLA | 46 | 6,73 | 7,17 | 10 | 4,91 | 5,90 |
| COLEGIO SANTA CATALINA | 21 | 5,82 | 6,75 | 12 | 4,99 | 5,71 |
| COLEGIO SANTA ISABEL DE HUNGRÍA | 47 | 5,73 | 7,14 | 19 | 4,96 | 6,13 |
| E. A. A. Y O. A. PANCHO LASSO | 12 | 6,45 | 7,05 | 8 | 5,70 | 6,36 |
| ESCUELA DE ARTE GRAN CANARIA | 85 | 6,27 | 7,03 | 42 | 5,21 | 6,00 |
| I. B. A. D. (Vecindario) | 6 | 5,09 | 6,65 | 8 | 3,91 | 5,80 |
| I. E. S. JOSÉ FRUGONI PÉREZ | 26 | 5,44 | 7,50 | 10 | 4,29 | 6,68 |
| I. E. S. AGAETE | 14 | 5,64 | 7,27 | 5 | 4,76 | 6,14 |
| I. E. S. AGUSTÍN ESPINOSA | 53 | 5,39 | 7,36 | 13 | 4,08 | 6,11 |
| I. E. S. ALONSO QUESADA | 59 | 5,81 | 7,03 | 14 | 5,01 | 6,15 |
| I. E. S. AMURGA | 31 | 6,06 | 7,68 | 9 | 4,72 | 6,02 |
| I. E. S. ARGUINEGUÍN | 18 | 6,72 | 7,72 | 5 | 4,34 | 6,04 |
| I. E. S. ARRECIFE | 13 | 5,54 | 7,31 | 5 | 4,43 | 5,98 |
| I. E. S. ARUCAS-DOMINGO RIVERO | 44 | 6,42 | 7,53 | 12 | 4,48 | 6,07 |
| I. E. S. BAÑADEROS | 19 | 6,25 | 7,63 | 6 | 3,86 | 5,98 |
| I. E. S. BLAS CABRERA FELIPE (LANZAROTE) | 51 | 5,81 | 7,40 | 11 | 4,80 | 5,86 |
| I. E. S. CAIRASCO DE FIGUEROA | 21 | 6,48 | 7,49 | 4 | 6,20 | 6,40 |
| I. E. S. CARRIZAL | 32 | 6,50 | 7,64 | 8 | 5,05 | 6,25 |
| I. E. S. CASAS NUEVAS | 32 | 6,40 | 7,06 | 10 | 5,08 | 5,74 |
| I. E. S. CÉSAR MANRIQUE | 49 | 5,66 | 7,70 | 7 | 4,50 | 6,21 |

| | | | | | | |
|---------------------------------------|----|------|------|----|------|------|
| I.E.S. CORRALEJO | 28 | 6,38 | 7,42 | 3 | 5,16 | 5,93 |
| I.E.S. CRUCE DE ARINAGA | 18 | 6,22 | 7,52 | 5 | 5,28 | 6,08 |
| I.E.S. CRUZ DE PIEDRA | 12 | 5,64 | 7,66 | 8 | 4,21 | 6,24 |
| I.E.S. DOMINGO RIVERO | 1 | 5,22 | 6,22 | 0 | 0,00 | 0,00 |
| I.E.S. DORAMAS | 6 | 5,78 | 7,42 | 2 | 3,40 | 6,15 |
| I.E.S. EL CALERO | 30 | 6,29 | 7,14 | 9 | 4,99 | 5,78 |
| I.E.S. EL DOCTORAL | 13 | 6,77 | 7,16 | 10 | 6,05 | 6,32 |
| I.E.S. EL RINCÓN | 17 | 5,45 | 7,69 | 2 | 4,12 | 5,85 |
| I.E.S. FARO DE MASPALOMAS | 30 | 5,85 | 7,42 | 11 | 4,70 | 6,16 |
| I.E.S. FELO MONZÓN GRAU BASSAS | 26 | 6,08 | 7,32 | 6 | 5,33 | 6,07 |
| I.E.S. FERIA DEL ATLÁNTICO | 6 | 4,90 | 6,87 | 3 | 4,70 | 6,03 |
| I.E.S. FERNANDO SAGASETA | 4 | 6,32 | 7,05 | 2 | 4,50 | 6,00 |
| I.E.S. GRAN CANARIA | 14 | 5,97 | 7,71 | 5 | 5,36 | 6,20 |
| I.E.S. GRAN TARAJAL | 31 | 5,80 | 7,03 | 11 | 4,57 | 5,94 |
| I.E.S. GUANARTEME | 65 | 6,85 | 7,52 | 9 | 5,49 | 5,98 |
| I.E.S. GUÍA | 51 | 6,59 | 7,54 | 6 | 5,04 | 5,83 |
| I.E.S. HARÍA | 12 | 5,57 | 7,02 | 0 | 0,00 | 0,00 |
| I.E.S. INGENIO | 44 | 6,77 | 7,25 | 9 | 5,76 | 6,26 |
| I.E.S. ISABEL DE ESPAÑA | 67 | 6,42 | 7,08 | 29 | 5,25 | 5,79 |
| I.E.S. JANDÍA | 27 | 5,76 | 7,47 | 11 | 4,90 | 6,27 |
| I.E.S. JINAMAR II | 19 | 4,81 | 6,89 | 2 | 4,34 | 6,10 |
| I.E.S. JOAQUÍN ARTILES | 51 | 6,32 | 7,18 | 23 | 4,83 | 6,17 |
| I.E.S. JOSÉ ARENCIBIA GIL | 48 | 6,52 | 7,46 | 31 | 5,10 | 6,10 |
| I.E.S. JOSÉ SARAMAGO | 19 | 6,04 | 7,12 | 0 | 0,00 | 0,00 |
| I.E.S. JOSÉ ZERPA | 34 | 6,55 | 7,00 | 2 | 6,06 | 6,60 |
| I.E.S. LA ISLETA | 22 | 6,01 | 7,38 | 9 | 4,90 | 6,10 |
| I.E.S. LA MINILLA | 33 | 7,14 | 7,68 | 15 | 5,63 | 6,04 |
| I.E.S. LA OLIVA | 13 | 4,42 | 7,31 | 5 | 4,27 | 6,62 |
| I.E.S. LAS SALINAS | 5 | 5,73 | 7,48 | 2 | 4,19 | 6,15 |
| I.E.S. LILA | 4 | 5,47 | 6,83 | 2 | 3,92 | 5,80 |
| I.E.S. LOMO APOLINARIO | 16 | 4,59 | 6,50 | 5 | 4,11 | 5,72 |
| I.E.S. LOMO DE LA HERRADURA | 11 | 6,30 | 7,80 | 2 | 3,94 | 6,05 |
| I.E.S. LOS TARAHALES | 12 | 6,66 | 7,59 | 5 | 4,94 | 6,08 |
| I.E.S. MESA Y LÓPEZ | 25 | 6,20 | 7,22 | 6 | 5,64 | 5,92 |
| I.E.S. NUEVA ISLETA TONY GALLARDO | 25 | 5,23 | 7,52 | 5 | 3,47 | 6,24 |
| I.E.S. PABLO MONTESINO | 9 | 6,00 | 7,36 | 2 | 5,62 | 5,85 |
| I.E.S. PÉREZ GALDÓS | 56 | 5,58 | 7,28 | 16 | 5,20 | 6,19 |
| I.E.S. POLITÉCNICO | 96 | 6,79 | 7,62 | 15 | 5,38 | 6,06 |
| I.E.S. PRIMERO DE MAYO | 11 | 6,73 | 7,24 | 3 | 4,70 | 5,90 |
| I.E.S. PROFESOR ANTONIO CABRERA PÉREZ | 18 | 6,34 | 7,51 | 3 | 4,31 | 5,80 |
| I.E.S. PROFESOR JUAN PULIDO CASTRO | 58 | 6,26 | 7,01 | 15 | 5,11 | 5,98 |
| I.E.S. PUERTO DEL ROSARIO | 39 | 5,75 | 7,02 | 20 | 5,07 | 5,86 |
| I.E.S. ROQUE AMAGRO | 28 | 6,50 | 7,78 | 8 | 5,13 | 6,36 |
| I.E.S. SAN BARTOLOMÉ | 18 | 6,42 | 7,81 | 1 | 4,01 | 6,50 |
| I.E.S. SAN CRISTÓBAL | 6 | 5,05 | 6,77 | 3 | 3,78 | 5,83 |

| | | | | | | |
|---------------------------------|----|------|------|----|------|------|
| I.E.S. SAN DIEGO DE ALCALÁ | 50 | 5,65 | 7,57 | 21 | 5,00 | 6,32 |
| I.E.S. SAN NICOLÁS DE TOLENTINO | 29 | 5,67 | 7,31 | 8 | 4,34 | 5,88 |
| I.E.S. SANTA BRÍGIDA | 25 | 6,29 | 7,58 | 9 | 5,69 | 6,36 |
| I.E.S. SANTA LUCÍA | 26 | 6,89 | 7,35 | 2 | 5,06 | 6,25 |
| I.E.S. SANTA MARÍA DE GUÍA | 17 | 6,27 | 7,45 | 3 | 4,63 | 5,67 |
| I.E.S. SANTA TERESA DE JESÚS | 31 | 6,55 | 7,37 | 11 | 4,91 | 5,97 |
| I.E.S. SANTIAGO SANTANA DÍAZ | 32 | 7,15 | 7,68 | 13 | 5,48 | 6,25 |
| I.E.S. SANTO TOMÁS DE AQUINO | 41 | 5,52 | 7,22 | 11 | 4,52 | 5,92 |
| I.E.S. SAULO TORÓN | 48 | 5,89 | 7,35 | 12 | 4,19 | 5,85 |
| I.E.S. SCHAMANN | 18 | 5,83 | 6,84 | 5 | 5,06 | 5,92 |
| I.E.S. SIETE PALMAS | 15 | 6,21 | 6,68 | 9 | 5,68 | 5,76 |
| I.E.S. TAFIRA | 26 | 6,08 | 7,37 | 3 | 6,36 | 6,53 |
| I.E.S. TÁMARA | 23 | 6,68 | 7,01 | 8 | 5,84 | 6,20 |
| I.E.S. TAMARACEITE | 26 | 5,65 | 6,86 | 4 | 4,06 | 5,80 |
| I.E.S. TEGUISE | 20 | 6,96 | 7,88 | 5 | 4,86 | 6,32 |
| I.E.S. TEROR | 31 | 6,52 | 7,86 | 12 | 5,10 | 6,56 |
| I.E.S. TIAS | 21 | 5,68 | 7,02 | 5 | 4,22 | 6,34 |
| I.E.S. TINAJO | 13 | 6,44 | 7,92 | 3 | 3,92 | 6,03 |
| I.E.S. TOMÁS MORALES | 50 | 6,34 | 7,58 | 11 | 5,67 | 6,25 |
| I.E.S. VALSEQUILLO | 24 | 5,80 | 6,92 | 7 | 4,06 | 5,77 |
| I.E.S. VECINDARIO | 49 | 5,73 | 7,28 | 8 | 4,60 | 6,33 |
| I.E.S. VEGA DE SAN JOSÉ | 10 | 5,54 | 7,11 | 3 | 4,86 | 6,60 |
| I.E.S. VEGA DE SAN MATEO | 29 | 6,51 | 7,40 | 14 | 4,93 | 6,19 |
| I.E.S. VIGÁN | 19 | 6,14 | 7,53 | 4 | 4,99 | 6,20 |
| I.E.S. VILLA DE FIRGAS | 13 | 6,51 | 7,51 | 5 | 4,15 | 6,22 |
| I.E.S. YAIZA | 20 | 6,19 | 7,23 | 8 | 4,20 | 6,24 |
| I.E.S. ZONZAMAS | 15 | 6,53 | 7,69 | 3 | 5,23 | 6,17 |
| TRIBUNAL FUERTEVENTURA | 15 | 3,73 | 6,60 | 4 | 3,73 | 6,40 |
| TRIBUNAL LANZAROTE | 11 | 3,60 | 6,29 | 17 | 4,06 | 6,15 |
| TRIBUNAL LAS PALMAS | 64 | 5,16 | 6,34 | 44 | 4,56 | 6,20 |
| TRIBUNAL NORTE | 5 | 5,15 | 5,96 | 4 | 5,32 | 6,78 |
| TRIBUNAL SUR | 19 | 5,04 | 6,24 | 9 | 4,51 | 6,39 |
| TRIBUNAL TELDE | 6 | 4,73 | 6,17 | 7 | 4,00 | 6,54 |